




Since January 2020 Elsevier has created a COVID-19 resource centre with free information in English and Mandarin on the novel coronavirus COVID-19. The COVID-19 resource centre is hosted on Elsevier Connect, the company's public news and information website.

Elsevier hereby grants permission to make all its COVID-19-related research that is available on the COVID-19 resource centre - including this research content - immediately available in PubMed Central and other publicly funded repositories, such as the WHO COVID database with rights for unrestricted research re-use and analyses in any form or by any means with acknowledgement of the original source. These permissions are granted for free by Elsevier for as long as the COVID-19 resource centre remains active.



A mathematical model of the evolution and spread of pathogenic coronaviruses from natural host to human host

Fatma Bozkurt^{a,b,*}, Ali Yousef^a, Dumitru Baleanu^c, Jihad Alzabut^d

^a Department of Mathematics, Kuwait College of Science and Technology, 27235 Kuwait City, Kuwait

^b Erciyes University, Education Faculty, Department of Mathematics Education, 38039 Kayseri, Turkey

^c Cankaya University, Department of Mathematics, 06530 Ankara, Turkey

^d Department of Mathematics and General Sciences, Prince Sultan University, Riyadh, Saudi Arabia

ARTICLE INFO

Article history:

Received 24 April 2020

Revised 18 May 2020

Accepted 21 May 2020

Available online 9 June 2020

Keywords:

Differential equation with piecewise

constant arguments

Local stability analysis

Coronavirus

Allee effect

Neimark-Sacker Bifurcation

ABSTRACT

Coronaviruses are highly transmissible and are pathogenic viruses of the 21st century worldwide. In general, these viruses are originated in bats or rodents. At the same time, the transmission of the infection to the human host is caused by domestic animals that represent in the habitat the intermediate host. In this study, we review the currently collected information about coronaviruses and establish a model of differential equations with piecewise constant arguments to discuss the spread of the infection from the natural host to the intermediate, and from them to the human host, while we focus on the potential spillover of bat-borne coronaviruses. The local stability of the positive equilibrium point of the model is considered via the Linearized Stability Theorem. Besides, we discuss global stability by employing an appropriate Lyapunov function. To analyze the outbreak in early detection, we incorporate the Allee effect at time t and obtain stability conditions for the dynamical behavior. Furthermore, it is shown that the model demonstrates the Neimark-Sacker Bifurcation. Finally, we conduct numerical simulations to support the theoretical findings.

© 2020 Elsevier Ltd. All rights reserved.

1. Introduction

According to the International Committee on Taxonomy of Viruses (ICTV), coronaviruses are members of the sub-family *Coronavirinae* in the family *Coronaviridae* and the order *Nidovirales*. *Coronavirinae* consists of four genera groups; α -coronavirus, β -coronavirus, γ -coronavirus, and δ -coronavirus [1,2]. Recently, these groups are divided in terms of phylogenetic clustering while before they were sorted based on serology. All viruses of *Nidovirales* order are enveloped, non-segmented positive-sense RNA viruses, where within this, the *coronaviridae* has the most significant identified RNA genomes, containing approximately 30 kgbases (kb) genomes. On the other hand, all coronaviruses have animal origin [2,3]. Table 1 below shows that the four genera of coronaviruses originated from animals.

The HCoV-NL63 and HCoV-229E are α -coronaviruses that cause mild infections in humans. On the other hand, SARS-CoV, which has swine as an intermediate host role, does not show any

evidence of infections in humans. HCoV-OC43 and HCoV-HKU1 are both β -coronaviruses and are also mostly harmless to the human body that has a rodent-borne origin. HCoV-229E and HCoV-OC43 were isolated nearly 50 years ago, while HCoV-NL63 and HCoV-HKU1 were identified in 2003. Coronaviruses have not considered as highly pathogenic until the outbreak of SARS-CoV in 2003 and MERS-CoV in 2012. The spread of SARS-CoV in China (Guangdong) indicated that a coronavirus was transmitted from bats to an intermediate host like market civets, and from there to the human host, while the outbreak of MERS-CoV in the middle east countries also came from bats to dromedary camels as an intermediate host, and then, it was transmitted to human [4–8]. These viruses cause respiratory and intestinal infections, including fever, dizziness, and cough.

On the 12th of December 2019, a new virus form of *Coronaviridae* was reported in China (Wuhan). The outbreak was associated again with intermediate hosts like reptilians, while the natural host was assumed as bats. This novel virus was designated at first as WH-Human 1 and was referred after that as COVID-19 by the WHO. COVID-19 was characterized by two members of β -coronavirus; human-origin coronavirus (SARS-CoV Tor2) and bat-

* Corresponding author.

E-mail address: fbozkurt@erciyes.edu.tr (F. Bozkurt).

Table 1
Genera of CoV and the pathogenic class.

Coronavirinae Genera	α -CoV	β -CoV	γ -CoV	δ -CoV
Pathogenic Class	mammals	mammals	both non-mammal and mammals	both non-mammal and mammals







Natural Host	Intermediate Host	Human Host
		SARS-CoV
		MERS-CoV
	Domestic Hosts  (Wuhan)	COVID-19

Fig. 1. Natural-Intermediate and Human Host transmission.

origin coronavirus (bat-SL-CoVZC45), while intensive studies show that it was most closely related to the bat-origin coronavirus [9]. As a result of the above discussion, the primary assumption was set as the natural host of COVID-19 is the bat, which infects the human population with a domestic intermediate host. Fig. 1 shows the animal origins of the human coronaviruses SARS-CoV, MERS-CoV, and COVID-19.

Explicitly stating, if we analyze the environmental origin of COVID-19, then we adopt the hypothesis that says that infected bats may spread the disease. These bats of genus *Rhinolophus* are mainly in the area of Shatan River Valley. Domestic animals like snakes in that area are hunted for the food market in Wuhan, which had an intermediate host role in the transmission. Finally, this virus spillover from the intermediate hosts to cause several diseases in human. A virus that started with an endemic pathogenic behavior in China (Wuhan) reaches somehow to a pandemic point worldwide.

In this study, we give brief information about coronaviruses and introduce the genera of Covid-19. We explain the transmission from the natural host to the intermediate one, and from there to the human host. The mathematical model in Section 2 shows the spread from animal to human and human to human. We noticed in our model that the transmission risk from human to human is higher and more dangerous than the effect from animal to human. In the end, the study reveals that the infected class who do not know they are infected (because of late recognized symptoms) is the major problem of a pandemic spread worldwide.

2. The model

Many research areas in biology or medicine are attractive topics for scholars engaging in applied mathematics since mathematical modeling has an essential role in understanding the dynamics of many diseases and biological phenomena. Over the years, biological models have been formulated mathematically [10–13]. Mainly, studies are restricted to integer-order differential equations. However, it is seen that many problems in biology, as well as in other fields like engineering, finance, and economics, can be formulated successfully by differential equations with piecewise constant arguments [14–17]. In mathematical modeling, for an overlapping species population, it is convenient to use differential equations; on the contrary, for a non-overlapping species one,

it is suitable to use difference equations [14]. However, there are some dynamics in the environment, which combine the tools of both differential-difference equations concerning time t . For such biological events, it is preferred to construct models of differential equations with both continuous and discrete-time. Relevant studies that have considered the discrete and continuous-time effects as differential equations with piecewise constant arguments are given in [17–21].

The question of whether the coronavirus is used as a biological weapon or not is out of our primary objective in the paper. However, this question was under consideration for the plague disease [22].

We consider here the pandemic infection that occurs when the virus is transmitted to the human body from the intermediate host and continues to spread from human-to-human. The first three equations on the system show an SI (susceptible-infected) model to explain the transmission from human-to-human, where S is the susceptible class, C_1 is the infected class, which does not know that they are infected because of the late occurred symptoms of COVID-19 and C_2 represents the infected class that knows they are infected. The spillover from the intermediate infected class M to the human host S denotes a predator-prey mathematical model, while for the transmission from the natural host N , which is the bat population, to intermediate host M is a host-parasite model of Holling Type II. Thus, the mathematical model of this biological phenomena is modeled as follows;

$$\begin{cases} \frac{dS}{dt} = S(t)r_1(p - \alpha_1 S(t)) - \beta_1 C_1(\llbracket t \rrbracket)S(t) \\ \quad - \beta_2 M(\llbracket t \rrbracket)S(t) + \sigma_1 M(\llbracket t \rrbracket)S(t) \\ \frac{dC_1}{dt} = C_1(t)r_2(1 - \alpha_2 C_1(t)) + \beta_1(1 - \varepsilon_1)S(\llbracket t \rrbracket)C_1(t) \\ \quad - \theta C_1(\llbracket t \rrbracket)C_1(t) + \beta_2(1 - \varepsilon_2)M(\llbracket t \rrbracket)C_1(t) \\ \frac{dC_2}{dt} = C_2(t)(1 - \alpha_3 C_2(t) + \theta C_1(\llbracket t \rrbracket) + \beta_1 \varepsilon_1 S(\llbracket t \rrbracket) \\ \quad + \beta_2 \varepsilon_2 M(\llbracket t \rrbracket)) \\ \frac{dM}{dt} = M(t)r_3(1 - \alpha_4 M(t)) - \sigma_2 M(t) - \gamma f(t)N(\llbracket t \rrbracket) \\ \frac{dN}{dt} = N(t)r_4(1 - \alpha_5 N(t)) + \delta g(\llbracket t \rrbracket)N(t) \end{cases} \quad (1)$$

where

$$f(t) = \frac{M(t)}{1 + h e \omega M(t)} \text{ and } g(t) = \frac{M(t)}{1 + h e \omega M(t)} \quad (2)$$

represent the Holling type II functions. All the parameters in (1) belong to \mathbb{R} and $\llbracket t \rrbracket$ is the integer part of $t \in [0, \infty)$.

The susceptible S is composed of individuals that have not contacted the infection but can get infected through contact with the humans that do not know they are infected and from the intermediate hosts. r_1 is the population growth rate of the susceptible population and α_1 denotes the logistic rate. p is a rate of the susceptible population per year. The susceptible lost their class following contacts with infectives C_1 and the intermediate host M at a rate β_1 and β_2 , respectively. σ_1 shows the parameter of the interaction between the hunted M class and the predator S population.

The C_1 class does not know that they have COVID-19. In this equation, r_2 is the population growth rate of the class, while α_2 is the logistic rate. The population of this class decreases after screening at a rate θ and be aware of the infection. Another possibility is that after the S - C_1 contact, the symptoms occur in early stages so that both classes noticed that they are infected, which is given with the rate ε_1 . The intermediate host infected group could also show early symptoms to be aware of the infection, which is given by a rate of ε_2 . The logistic rate of C_2 is denoted as α_3 .

M is the domestic animal as an intermediate class in the corona transmission spread. r_3 is the intrinsic growth rate of the population, while α_4 is the logistic rate. σ_2 shows the effect on the hunted M during the interaction between the intermediate host and susceptible class. γ denotes the predation rate in the host-parasite scheme.

N represents the natural host (bat population) of COVID-19 in this dynamic system. r_4 is the intrinsic growth rate and α_5 is the logistic rate of the population. δ shows the conversion factor of the natural host. e is the attack rate of the bat population to infect the M , while ω ($0 < \omega \leq 1$) represents the fraction of the potential infectivity of the natural host. h is the rate of average time spent on infecting the domestic intermediate class, which is also known as the handling time.

3. Local and global stability analysis

Herein, we investigate the local and global stability of the system (1). Before proceeding to the main result, we need some preparations. Integration of system (1) on an interval of $n \leq t < n+1$ leads to

$$\begin{cases} S(t) = S(n) \cdot e^{\int_n^t \{r_1 p - \alpha_1 S(s) - \beta_1 C_1(n) - \beta_2 M(n) + \sigma_1 M(n)\} ds} \\ C_1(t) = C_1(n) \cdot e^{\int_n^t \{r_2(1 - \alpha_2 C_1(s)) + \beta_1(1 - \varepsilon_1)S(n) - \theta C_1(n) + \beta_2(1 - \varepsilon_2)M(n)\} ds} \\ C_2(t) = C_2(n) \cdot e^{\int_n^t \{1 - \alpha_3 C_2(s) + \theta C_1(n) + \beta_1 \varepsilon_1 S(n) + \beta_2 \varepsilon_2 M(n)\} ds} \\ M(t) = M(n) \cdot e^{\int_n^t \left\{ r_3(1 - \alpha_4 M(s)) - \sigma_2 - \frac{\gamma N(n)}{1 + h\omega M(n)} \right\} ds} \\ N(t) = N(n) \cdot e^{\int_n^t \left\{ r_4(1 - \alpha_5 N(s)) + \frac{\delta M(n)}{1 + h\omega M(n)} \right\} ds} \end{cases} \quad (3)$$

which means that for positive initial conditions, the solutions of (3) are positive as well. Moreover, on an interval of $n \leq t < n+1$, we can write system (3) as

$$\begin{cases} \frac{dS}{dt} - \{r_1 p - \beta_1 C_1(n) - \beta_2 M(n) + \sigma_1 M(n)\} S(t) = -\alpha_1 r_1 S(t)^2 \\ \frac{dC_1}{dt} - \{r_2 + \beta_1(1 - \varepsilon_1)S(n) - \theta C_1(n) + \beta_2(1 - \varepsilon_2)M(n)\} C_1(t) = -\alpha_2 r_2 C_1(t)^2 \\ \frac{dC_2}{dt} - \{1 + \theta C_1(n) + \beta_1 \varepsilon_1 S(n) + \beta_2 \varepsilon_2 M(n)\} C_2(t) = -\alpha_3 r_3 C_2(t)^2 \\ \frac{dM}{dt} - \left\{ r_3 - \sigma_2 - \frac{\gamma N(n)}{1 + h\omega M(n)} \right\} M(t) = -\alpha_4 r_3 M(t)^2 \\ \frac{dN}{dt} - \left\{ r_4 + \frac{\delta M(n)}{1 + h\omega M(n)} \right\} N(t) = -\alpha_5 r_4 N(t)^2 \end{cases} \quad (4)$$

which is a system of Bernoulli equations. Integrating both sides of (4) concerning t on $[n, t]$ and taking $t \rightarrow n+1$, we get a difference equation system such as

$$\begin{cases} S(n+1) = \frac{S(n)(r_1 p - \beta_1 C_1(n) - \beta_2 M(n) + \sigma_1 M(n))}{\alpha_1 r_1 S(n) + (r_1 p - \alpha_1 S(n)) - \beta_1 C_1(n) - \beta_2 M(n) + \sigma_1 M(n)} e^{-(r_1 p - \beta_1 C_1(n) - \beta_2 M(n) + \sigma_1 M(n))} \\ C_1(n+1) = \frac{C_1(n)(r_2 + \beta_1(1 - \varepsilon_1)S(n) - \theta C_1(n) + \beta_2(1 - \varepsilon_2)M(n))}{\alpha_2 r_2 C_1(n) + (r_2(1 - \alpha_2 C_1(n)) + \beta_1(1 - \varepsilon_1)S(n) - \theta C_1(n) + \beta_2(1 - \varepsilon_2)M(n))} e^{-(r_2 + \beta_1(1 - \varepsilon_1)S(n) - \theta C_1(n) + \beta_2(1 - \varepsilon_2)M(n))} \\ C_2(n+1) = \frac{C_2(n)(1 + \theta C_1(n) + \beta_1 \varepsilon_1 S(n) + \beta_2 \varepsilon_2 M(n))}{\alpha_3 r_3 C_2(n) + (1 - \alpha_3 C_2(n) + \theta C_1(n) + \beta_1 \varepsilon_1 S(n) + \beta_2 \varepsilon_2 M(n))} e^{-(1 + \theta C_1(n) + \beta_1 \varepsilon_1 S(n) + \beta_2 \varepsilon_2 M(n))} \\ M(n+1) = \frac{M(n) \left(r_3 - \sigma_2 - \frac{\gamma N(n)}{1 + h\omega M(n)} \right)}{\alpha_4 r_3 M(n) + \left(r_3(1 - \alpha_4 M(n)) - \sigma_2 - \frac{\gamma N(n)}{1 + h\omega M(n)} \right)} e^{-\left(r_3 - \sigma_2 - \frac{\gamma N(n)}{1 + h\omega M(n)} \right)} \\ N(n+1) = \frac{N(n) \left(r_4 + \frac{\delta M(n)}{1 + h\omega M(n)} \right)}{\alpha_5 r_4 N(n) + \left(r_4(1 - \alpha_5 N(n)) + \frac{\delta M(n)}{1 + h\omega M(n)} \right)} e^{-\left(r_4 + \frac{\delta M(n)}{1 + h\omega M(n)} \right)} \end{cases} \quad (5)$$

Therefore, we conclude that any global analysis of (5) represents the behavior of (1), since (5) is a solution of (1) for $t \in [n, n+1)$. In this section, we want to consider the local and global stability of the co-existing equilibrium point $\Lambda = (\bar{S}, \bar{C}_1, \bar{C}_2, \bar{M}, \bar{N})$ that represents the

positive equilibrium point of system (5). The Jacobian matrix of (5) around Λ is given by

$$J(\Lambda) = \begin{pmatrix} a_{11} & a_{12} & 0 & a_{14} & 0 \\ a_{21} & a_{22} & 0 & a_{24} & 0 \\ a_{31} & a_{32} & a_{33} & a_{34} & 0 \\ 0 & 0 & 0 & a_{44} & a_{45} \\ 0 & 0 & 0 & a_{54} & a_{55} \end{pmatrix} \quad (6)$$

where

$$\begin{aligned} a_{11} &= e^{-\bar{\psi}_1}, \quad a_{12} = \frac{\beta_1(e^{-\bar{\psi}_1} - 1)}{\alpha_1 \Gamma_1}, \quad a_{14} = \frac{(\sigma_1 - \beta_2)(1 - e^{-\bar{\psi}_1})}{\alpha_1 \Gamma_1}, \quad a_{21} = \frac{\beta_1(1 - \varepsilon_1)(1 - e^{-\bar{\psi}_2})}{\alpha_2 \Gamma_2}, \quad a_{22} = \frac{(\theta + \alpha_2 \Gamma_2)e^{-\bar{\psi}_2}}{\alpha_2 \Gamma_2} \\ a_{24} &= \frac{\beta_2(1 - \varepsilon_2)(1 - e^{-\bar{\psi}_2})}{\alpha_2 \Gamma_2}, \quad a_{31} = \frac{\beta_1 \varepsilon_1(1 - e^{-\bar{\psi}_3})}{\alpha_3}, \quad a_{32} = \frac{\theta(1 - e^{-\bar{\psi}_3})}{\alpha_3}, \quad a_{33} = e^{-\bar{\psi}_3}, \quad a_{34} = \frac{\beta_2 \varepsilon_2(1 - e^{-\bar{\psi}_3})}{\alpha_3} \\ a_{44} &= \frac{he\omega\gamma\bar{N} + (\alpha_4 \Gamma_3(1 + he\omega\bar{M})^2 - he\omega\gamma\bar{N})e^{-\bar{\psi}_4}}{\alpha_4 \Gamma_3(1 + he\omega\bar{M})^2}, \quad a_{45} = \frac{\gamma(e^{-\bar{\psi}_4} - 1)}{\alpha_4 \Gamma_3(1 + he\omega\bar{M})}, \quad a_{54} = \frac{\delta(1 - e^{-\bar{\psi}_5})}{\alpha_5 \Gamma_4(1 + he\omega\bar{M})^2}, \quad a_{55} = e^{-\bar{\psi}_5} \end{aligned}$$

and

$$\bar{\psi}_1 = r_1 p - \beta_1 \bar{C}_1 + (\sigma_1 - \beta_2)\bar{M}$$

$$\bar{\psi}_2 = r_2 + \beta_1(1 - \varepsilon_1)\bar{S} - \theta \bar{C}_1 + \beta_2(1 - \varepsilon_2)\bar{M}$$

$$\bar{\psi}_3 = 1 + \theta \bar{C}_1 + \beta_1 \varepsilon_1 \bar{S} + \beta_2 \varepsilon_2 \bar{M}$$

$$\bar{\psi}_4 = r_3 - \sigma_2 \bar{S} - \frac{\gamma \bar{N}}{1 + he\omega\bar{M}}$$

$$\bar{\psi}_5 = r_4 + \frac{\delta \bar{M}}{1 + he\omega\bar{M}}.$$

Thus, the characteristic equation of (6) is

$$((a_{44} - \lambda)(a_{55} - \lambda) - a_{45}a_{54}) \cdot ((a_{11} - \lambda)(a_{22} - \lambda) - a_{12}a_{21}) = 0 \quad (7)$$

where

$$\lambda = e^{-\bar{\psi}_3} \quad (8)$$

We need the following theorem to prove the local stability.

Theorem 1. Linearized Stability Theorem [23]

Let

$$y_{n+1} = f(y_n, y_{n-1}), \quad n = 0, 1, 2, \quad (9)$$

where for $p, q \in \mathbb{R}^+$ the characteristic equation is

$$\lambda^2 - p\lambda - q = 0, \quad (10)$$

and the initial conditions are $y_{-1}, y_0 \in \mathbb{R}^+$.

If $|\lambda_{1,2}| < 1$ then the equilibrium \bar{y} of Eq. (9) is locally asymptotically stable. Thus, $|\lambda_{1,2}| < 1$ if and only if

$$|p| < 1 - q < 2. \quad (11)$$

Theorem 2. Let Λ be the positive equilibrium point of system (5). Assume that the basic reproduction numbers are $R_{01} < 1$ and $R_{02} < 1$. Furthermore, let $\beta_1 > \theta + \alpha_2 \Gamma_2$, $\frac{\alpha_2}{\alpha_1} > \frac{r_1}{r_2}$, $\varepsilon_1 < 1$ and

$$\bar{N} < \frac{\alpha_4 \Gamma_3 (1 + he\omega\bar{M})^2}{he\omega\gamma}. \text{ If}$$

$$\bar{\psi}_1 \in \left(\ln \left(\frac{\beta_1}{\beta_1 - \theta - \alpha_2 \Gamma_2} \right), \ln \left(\frac{\beta_1}{\beta_1 - \alpha_1 \Gamma_1} \right) \right), \quad \bar{\psi}_2 \in \left(\ln \left(1 + \frac{\alpha_1 \Gamma_1}{\beta_1(1 - \varepsilon_1)(1 - R_{01})} \right), \ln \left(\frac{\beta_1(1 - \varepsilon_1)(1 - R_{01})}{\beta_1(1 - \varepsilon_1)(1 - R_{01}) - \alpha_2 \Gamma_2} \right) \right),$$

$$\bar{\psi}_4 \in \left(0, \ln \left(\frac{\gamma}{\gamma - \alpha_4 \Gamma_3(1 + he\omega\bar{M})} \right) \right) \cup \left(\ln \left(\frac{\gamma}{\gamma - \alpha_4 \Gamma_3(1 + he\omega\bar{M})^2} \right), \infty \right)$$

and

$$\bar{\psi}_5 \in \left(\ln \left(1 + \frac{\alpha_5 \Gamma_4(1 + he\omega\bar{M})}{\delta(1 - R_{02})} \right), \ln \left(\frac{\delta(1 - R_{02})}{\delta(1 - R_{02}) - \alpha_5 \Gamma_4(1 + he\omega\bar{M})^2} \right) \right),$$

where $r_1 < \frac{\beta_1}{\alpha_1}$, $r_2 < \frac{\beta_1(1-\varepsilon_1)}{\alpha_2}$, $r_3 < \frac{\gamma}{\alpha_4(1+h\omega M)}$ and $r_4 < \frac{\delta(1-R_{02})}{\alpha_5(1+h\omega M)}$, then the positive equilibrium point of system (5) is locally asymptotically stable.

Proof. Let us consider at first (8), where we obtain

$$\lambda = e^{-\tilde{\psi}_3} < 1, \quad (12)$$

since $\tilde{\psi}_3 = 1 + \theta \bar{C}_1 + \beta_1 \varepsilon_1 \bar{S} + \beta_2 \varepsilon_2 \bar{M} > 0$. Thus, we need to consider the quadratic equations given by

$$\lambda^2 - (a_{11} + a_{22})\lambda - (a_{12}a_{21} - a_{11}a_{22}) = 0 \quad (13)$$

and

$$\lambda^2 - (a_{44} + a_{55})\lambda - (a_{45}a_{54} - a_{44}a_{55}) = 0. \quad (14)$$

The characteristic Eq. (13) can be rewritten in a form of

$$\lambda^2 - (a_{11} + a_{22})\lambda - a_{12}a_{21}\left(1 - \frac{a_{11}a_{22}}{a_{12}a_{21}}\right) = 0,$$

which implies

$$\lambda^2 - (a_{11} + a_{22})\lambda - a_{12}a_{21}(1 - R_{01}) = 0, \quad (15)$$

where

$$R_{01} = \frac{a_{11}a_{22}}{a_{12}a_{21}} \quad (16)$$

is the basic reproduction number, that shows the transmission potential of the $S - C_1$ class. In applying the Linearized Stability Theorem to (15), we obtain

$$|a_{11} + a_{22}| < 1 - a_{12}a_{21}(1 - R_{01}) < 2. \quad (17)$$

From

$$1 - a_{12}a_{21}(1 - R_{01}) < 2,$$

we get

$$\tilde{\psi}_1 < \ln\left(\frac{\beta_1}{\beta_1 - \alpha_1 r_1}\right) \text{ and } \tilde{\psi}_2 < \ln\left(\frac{\beta_1(1 - \varepsilon_1)(1 - R_{01})}{\beta_1(1 - \varepsilon_1)(1 - R_{01}) - \alpha_2 r_2}\right) \quad (18)$$

where $R_{01} < 1$, $r_1 < \frac{\beta_1}{\alpha_1}$ and $r_2 < \frac{\beta_1(1-\varepsilon_1)}{\alpha_2}$ for $\varepsilon_1 < 1$. On the other side, considering

$$|a_{11} + a_{22}| < 1 - a_{12}a_{21}(1 - R_{01}),$$

we have

$$\tilde{\psi}_1 > \ln\left(\frac{\beta_1}{\beta_1 - \theta - \alpha_2 r_2}\right) \text{ and } \tilde{\psi}_2 > \ln\left(1 + \frac{\alpha_1 r_1}{\beta_1(1 - \varepsilon_1)(1 - R_{01})}\right) \quad (19)$$

where $\beta_1 > \theta + \alpha_2 r_2$.

From (18) and (19), we obtain

$$\tilde{\psi}_1 \in \left(\ln\left(\frac{\beta_1}{\beta_1 - \theta - \alpha_2 r_2}\right), \ln\left(\frac{\beta_1}{\beta_1 - \alpha_1 r_1}\right)\right) \quad (20)$$

where $\frac{\alpha_2}{\alpha_1} > \frac{r_1}{r_2}$, and

$$\tilde{\psi}_2 \in \left(\ln\left(1 + \frac{\alpha_1 r_1}{\beta_1(1 - \varepsilon_1)(1 - R_{01})}\right), \ln\left(\frac{\beta_1(1 - \varepsilon_1)(1 - R_{01})}{\beta_1(1 - \varepsilon_1)(1 - R_{01}) - \alpha_2 r_2}\right)\right) \quad (21)$$

Additionally, the characteristic Eq. (14) can also be rewritten such as

$$\lambda^2 - (a_{44} + a_{55})\lambda - a_{45}a_{54}\left(1 - \frac{a_{44}a_{55}}{a_{45}a_{54}}\right) = 0$$

which implies

$$\lambda^2 - (a_{44} + a_{55})\lambda - a_{45}a_{54}(1 - R_{02}) = 0 \quad (22)$$

where

$$R_{02} = \frac{a_{44}a_{55}}{a_{45}a_{54}} \quad (23)$$

is the basic reproduction number of the intermediate-natural host classes. From the Linearized Stability Theorem, we want to consider the conditions for the given inequality

$$|a_{44} + a_{55}| < 1 - a_{45}a_{54}(1 - R_{02}) < 2. \quad (24)$$

From

$$\frac{\gamma(1 - e^{-\bar{\psi}_4})\delta(1 - e^{-\bar{\psi}_5})}{\alpha_4 r_3(1 + h\omega\bar{M})\alpha_5 r_4(1 + h\omega\bar{M})^2}(1 - R_{02}) < 1 \quad (25)$$

we have

$$\bar{\psi}_4 < \ln\left(\frac{\gamma}{\gamma - \alpha_4 r_3(1 + h\omega\bar{M})}\right) \text{ and } \bar{\psi}_5 < \ln\left(\frac{\delta(1 - R_{02})}{\delta(1 - R_{02}) - \alpha_5 r_4(1 + h\omega\bar{M})^2}\right) \quad (26)$$

where $R_{02} < 1$, $r_3 < \frac{\gamma}{\alpha_4(1 + h\omega\bar{M})}$ and $r_4 < \frac{\delta}{\alpha_5(1 + h\omega\bar{M})^2}$. Moreover, from (24), we obtain

$$|a_{44} + a_{55}| < 1 - a_{45}a_{54}(1 - R_{02})$$

which holds for the inequalities

$$\bar{\psi}_5 > \ln\left(1 + \frac{\alpha_5 r_4(1 + h\omega\bar{M})}{\delta(1 - R_{02})}\right) \quad (27)$$

and

$$\bar{\psi}_4 > \ln\left(\frac{\gamma}{\gamma - \alpha_4 r_3(1 + h\omega\bar{M})}\right) \quad (28)$$

and $\bar{N} < \frac{\alpha_4 r_3(1 + h\omega\bar{M})^2}{h\omega\gamma}$. Considering (26) together with (27) and (28), we obtain

$$\bar{\psi}_5 \in \left(\ln\left(1 + \frac{\alpha_5 r_4(1 + h\omega\bar{M})}{\delta(1 - R_{02})}\right), \ln\left(\frac{\delta(1 - R_{02})}{\delta(1 - R_{02}) - \alpha_5 r_4(1 + h\omega\bar{M})^2}\right)\right) \quad (29)$$

and

$$\bar{\psi}_4 \in \left(0, \ln\left(\frac{\gamma}{\gamma - \alpha_4 r_3(1 + h\omega\bar{M})}\right)\right) \cup \left(\ln\left(\frac{\gamma}{\gamma - \alpha_4 r_3(1 + h\omega\bar{M})}\right), \infty\right) \quad (30)$$

where $r_3 < \frac{\gamma}{\alpha_4(1 + h\omega\bar{M})}$ and $r_4 < \frac{\delta(1 - R_{02})}{\alpha_5(1 + h\omega\bar{M})^2}$. This completes the proof. \square

Remark 1. Theorem 2 shows that among the human hosts, those who do not know they are infected, are the control class in the spread. In contrast, between the animal hosts, the intermediate class plays a dominant role, since that one has the essential role in transmitting the virus from animal to human. The transmission potential for both $S - C_1$ and $M - N$ are $R_{01} < 1$ and $R_{02} < 1$. Moreover, the susceptible class and the C_1 class is stable based on two parameters, which are the awareness of the symptoms and the screening rate. We noticed that class C_1 should be more aware of the symptoms that might become from the susceptible class as well as from the intermediate class, than the S class to stop the outbreak. For the susceptible class, it is more important to keep the population rate per year non-infected. The transmission of the virus to the offspring would reach an uncontrollable phenomenon worldwide.

Theorem 3. Let $(S(n), C_1(n), C_2(n), M(n), N(n))_{n=0}^{\infty}$ be a positive solution to the system (5). Then the following statements are true.

(i) If

$$\left\{ \begin{array}{l} r_1 p - \beta_1 C_1(n) - \beta_2 M(n) + \sigma_1 M(n) > \alpha_1 r_1 S(n) \\ r_2 + \beta_1(1 - \varepsilon_1)S(n) - \theta C_1(n) + \beta_2(1 - \varepsilon_2)M(n) > \alpha_2 r_2 C_1(n) \\ 1 + \theta C_1(n) + \beta_1 \varepsilon_1 S(n) + \beta_2 \varepsilon_2 M(n) > \alpha_3 C_2(n) \\ r_3 - \sigma_2 - \frac{\gamma N(n)}{1 + h\omega M(n)} > \alpha_4 r_3 M(n) \\ r_4 + \frac{\delta M(n)}{1 + h\omega M(n)} > \alpha_5 r_4 N(n) \end{array} \right. \quad (31)$$

then $(S(n), C_1(n), C_2(n), M(n), N(n))_{n=0}^{\infty}$ is increasing monotonically.

(i) If

$$\left\{ \begin{array}{l} 0 < r_1 p - \beta_1 C_1(n) - \beta_2 M(n) + \sigma_1 M(n) < \alpha_1 r_1 S(n) \\ 0 < r_2 + \beta_1(1 - \varepsilon_1)S(n) - \theta C_1(n) + \beta_2(1 - \varepsilon_2)M(n) < \alpha_2 r_2 C_1(n) \\ 0 < 1 + \theta C_1(n) + \beta_1 \varepsilon_1 S(n) + \beta_2 \varepsilon_2 M(n) < \alpha_3 C_2(n) \\ 0 < r_3 - \sigma_2 - \frac{\gamma N(n)}{1 + h\omega M(n)} < \alpha_4 r_3 M(n) \\ 0 < r_4 + \frac{\delta M(n)}{1 + h\omega M(n)} < \alpha_5 r_4 N(n) \end{array} \right. \quad (32)$$

then $(S(n), C_1(n), C_2(n), M(n), N(n))_{n=0}^{\infty}$ is decreasing monotonically.

Proof.

(i) Let $(S(n), C_1(n), C_2(n), M(n), N(n))_{n=0}^{\infty}$ be a positive solution to system (5). From (31), we obtain

$$\left\{ \begin{array}{l} \frac{S(n+1)}{S(n)} = \frac{r_1 p - \beta_1 C_1(n) - \beta_2 M(n) + \sigma_1 M(n)}{\alpha_1 r_1 S(n) + (r_1(p - \alpha_1 S(n)) - \beta_1 C_1(n) - \beta_2 M(n) + \sigma_1 M(n))e^{-(r_1 p - \beta_1 C_1(n) - \beta_2 M(n) + \sigma_1 M(n))}} > 1 \\ \frac{C_1(n+1)}{C_1(n)} = \frac{r_2 + \beta_1(1 - \varepsilon_1)S(n) - \theta C_1(n) + \beta_2(1 - \varepsilon_2)M(n)}{\alpha_2 r_2 C_1(n) + (r_2(1 - \alpha_2 C_1(n)) + \beta_1(1 - \varepsilon_1)S(n) - \theta C_1(n) + \beta_2(1 - \varepsilon_2)M(n))e^{-(r_2 + \beta_1(1 - \varepsilon_1)S(n) - \theta C_1(n) + \beta_2(1 - \varepsilon_2)M(n))}} > 1 \\ \frac{C_2(n+1)}{C_2(n)} = \frac{1 + \theta C_1(n) + \beta_1 \varepsilon_1 S(n) + \beta_2 \varepsilon_2 M(n)}{\alpha_3 C_2(n) + (1 - \alpha_3 C_2(n) + \theta C_1(n) + \beta_1 \varepsilon_1 S(n) + \beta_2 \varepsilon_2 M(n))e^{-(1 + \theta C_1(n) + \beta_1 \varepsilon_1 S(n) + \beta_2 \varepsilon_2 M(n))}} > 1 \\ \frac{M(n+1)}{M(n)} = \frac{r_3 - \sigma_2 - \frac{\gamma N(n)}{1 + h\omega M(n)}}{\alpha_4 r_3 M(n) + \left(r_3(1 - \alpha_4 M(n)) - \sigma_2 - \frac{\gamma N(n)}{1 + h\omega M(n)}\right)e^{-\left(r_3 - \sigma_2 - \frac{\gamma N(n)}{1 + h\omega M(n)}\right)}} > 1 \\ \frac{N(n+1)}{N(n)} = \frac{r_4 + \frac{\delta M(n)}{1 + h\omega M(n)}}{\alpha_5 r_4 N(n) + \left(r_4(1 - \alpha_5 N(n)) + \frac{\delta M(n)}{1 + h\omega M(n)}\right)e^{-\left(r_4 + \frac{\delta M(n)}{1 + h\omega M(n)}\right)}} > 1 \end{array} \right. \quad (33)$$

(ii) Assume that $(S(n), C_1(n), C_2(n), M(n), N(n))_{n=0}^{\infty}$ be a positive solution to the system (5). From (32), we get

$$\left\{ \begin{array}{l} \frac{S(n+1)}{S(n)} = \frac{r_1 p - \beta_1 C_1(n) - \beta_2 M(n) + \sigma_1 M(n)}{\alpha_1 r_1 S(n) + (r_1(p - \alpha_1 S(n)) - \beta_1 C_1(n) - \beta_2 M(n) + \sigma_1 M(n))e^{-(r_1 p - \beta_1 C_1(n) - \beta_2 M(n) + \sigma_1 M(n))}} < 1 \\ \frac{C_1(n+1)}{C_1(n)} = \frac{r_2 + \beta_1(1 - \varepsilon_1)S(n) - \theta C_1(n) + \beta_2(1 - \varepsilon_2)M(n)}{\alpha_2 r_2 C_1(n) + (r_2(1 - \alpha_2 C_1(n)) + \beta_1(1 - \varepsilon_1)S(n) - \theta C_1(n) + \beta_2(1 - \varepsilon_2)M(n))e^{-(r_2 + \beta_1(1 - \varepsilon_1)S(n) - \theta C_1(n) + \beta_2(1 - \varepsilon_2)M(n))}} < 1 \\ \frac{C_2(n+1)}{C_2(n)} = \frac{1 + \theta C_1(n) + \beta_1 \varepsilon_1 S(n) + \beta_2 \varepsilon_2 M(n)}{\alpha_3 C_2(n) + (1 - \alpha_3 C_2(n) + \theta C_1(n) + \beta_1 \varepsilon_1 S(n) + \beta_2 \varepsilon_2 M(n))e^{-(1 + \theta C_1(n) + \beta_1 \varepsilon_1 S(n) + \beta_2 \varepsilon_2 M(n))}} < 1 \\ \frac{M(n+1)}{M(n)} = \frac{r_3 - \sigma_2 - \frac{\gamma N(n)}{1 + h\omega M(n)}}{\alpha_4 r_3 M(n) + \left(r_3(1 - \alpha_4 M(n)) - \sigma_2 - \frac{\gamma N(n)}{1 + h\omega M(n)}\right)e^{-\left(r_3 - \sigma_2 - \frac{\gamma N(n)}{1 + h\omega M(n)}\right)}} < 1 \\ \frac{N(n+1)}{N(n)} = \frac{r_4 + \frac{\delta M(n)}{1 + h\omega M(n)}}{\alpha_5 r_4 N(n) + \left(r_4(1 - \alpha_5 N(n)) + \frac{\delta M(n)}{1 + h\omega M(n)}\right)e^{-\left(r_4 + \frac{\delta M(n)}{1 + h\omega M(n)}\right)}} < 1 \end{array} \right. \quad (34)$$

This completes the proof.

To prove the global stability in Theorem 2, we use the following notations to simplify the computations:

$$U_1(n) = r_1 p - \beta_1 C_1(n) - \beta_2 M(n) + \sigma_1 M(n)$$

$$U_2(n) = r_2 + \beta_1(1 - \varepsilon_1)S(n) - \theta C_1(n) + \beta_2(1 - \varepsilon_2)M(n)$$

$$U_3(n) = 1 + \theta C_1(n) + \beta_1 \varepsilon_1 S(n) + \beta_2 \varepsilon_2 M(n)$$

$$U_4(n) = r_3 - \sigma_2 - \frac{\gamma N(n)}{1 + h\omega M(n)}$$

$$U_5(n) = r_4 + \frac{\delta M(n)}{1 + h\omega M(n)}.$$

Theorem 4. Let Λ be the positive equilibrium point of system (5) and assume that the conditions in Theorem 2 and Theorem 3/(i) hold. If

$$0 < U_1(n) < \ln\left(\frac{2\bar{S} - S(n)}{S(n)}\right) \text{ for } S(n) < \bar{S}$$

$$0 < U_2(n) < \ln \left(\frac{2\bar{C}_1 - C_1(n)}{C_1(n)} \right) \text{ for } C_1(n) < \bar{C}_1$$

$$0 < U_3(n) < \ln \left(\frac{2\bar{C}_2 - C_2(n)}{C_2(n)} \right) \text{ for } C_2(n) < \bar{C}_2$$

$$0 < U_4(n) < \ln \left(\frac{2\bar{M} - M(n)}{M(n)} \right) \text{ for } M(n) < \bar{M}$$

and

$$0 < U_5(n) < \ln \left(\frac{2\bar{N} - N(n)}{N(n)} \right) \text{ for } N(n) < \bar{N}$$

then the positive equilibrium point is globally asymptotically stable and $\lim_{n \rightarrow \infty} X(n) = \Lambda$, where

$X(n) = (S(n), C_1(n), C_2(n), M(n), N(n))$ denotes the positive solution of system (5).

Proof. Let V be an appropriate Lyapunov function defined by

$$V(n) = (X(n) - \Lambda)^2, n = 0, 1, 2, \dots, \quad (35)$$

where $X(n) = (S(n), C_1(n), C_2(n), M(n), N(n))$ and $\Lambda = (\bar{S}, \bar{C}_1, \bar{C}_2, \bar{M}, \bar{N})$.

The change along the solutions of the system is

$$\Delta V(n) = V(n+1) - V(n) = (X(n+1) - X(n))(X(n+1) + X(n) - 2\Lambda). \quad (36)$$

By considering the first equation of system (5), we have

$$\Delta V_1(n) = (S(n+1) - S(n))(S(n+1) + S(n) - 2\bar{S}).$$

From (33), we obtain

$$S(n+1) - S(n) = \frac{S(n)(r_1(p - \alpha_1 S(n)) - \beta_1 C_1(n) - \beta_2 M(n) + \sigma_1 M(n))(1 - e^{-(r_1 p - \beta_1 C_1(n) - \beta_2 M(n) + \sigma_1 M(n))})}{\alpha_1 r_1 S(n) + (r_1(p - \alpha_1 S(n)) - \beta_1 C_1(n) - \beta_2 M(n) + \sigma_1 M(n))e^{-(r_1 p - \beta_1 C_1(n) - \beta_2 M(n) + \sigma_1 M(n))}} > 0 \quad (37)$$

Moreover,

$$S(n+1) + S(n) - 2\bar{S} < 0 \quad (38)$$

if

$$0 < U_1(n) < \ln \left(\frac{2\bar{S} - S(n)}{S(n)} \right) \text{ for } S(n) < \bar{S}. \quad (39)$$

Then, this implies that $\Delta V_1(n) < 0$ and, thus we have $\lim_{n \rightarrow \infty} S(n) = \bar{S}$. Similarly, we can obtain the conditions

$$0 < U_2(n) < \ln \left(\frac{2\bar{C}_1 - C_1(n)}{C_1(n)} \right) \text{ and } C_1(n) < \bar{C}_1 \text{ for } \Delta V_2(n) < 0 \quad (40)$$

$$0 < U_3(n) < \ln \left(\frac{2\bar{C}_2 - C_2(n)}{C_2(n)} \right) \text{ and } C_2(n) < \bar{C}_2 \text{ for } \Delta V_3(n) < 0 \quad (41)$$

$$0 < U_4(n) < \ln \left(\frac{2\bar{M} - M(n)}{M(n)} \right) \text{ and } M(n) < \bar{M} \text{ for } \Delta V_4(n) < 0 \quad (42)$$

and

$$0 < U_5(n) < \ln \left(\frac{2\bar{N} - N(n)}{N(n)} \right) \text{ and } N(n) < \bar{N} \text{ for } \Delta V_5(n) < 0 \quad (43)$$

Thus, $\lim_{n \rightarrow \infty} C_1(n) = \bar{C}_1$, $\lim_{n \rightarrow \infty} C_2(n) = \bar{C}_2$, $\lim_{n \rightarrow \infty} M(n) = \bar{M}$ and $\lim_{n \rightarrow \infty} N(n) = \bar{N}$, which completes the proof. \square

IV. Spread of Coronavirus with Control Parameters for an Infection in Early Detection

In [24], Verhulst considered the *logistic growth* function to explain mono-species growth. If x represents the population size at time t , then the logistic growth equation has the form

$$\frac{dx}{dt} = rx \left(1 - \frac{x}{K} \right) \quad (44)$$

where r and K are positive numbers. However, in biological phenomena, many situations require modifications in the main model to explain the growth of the population in low density-size, which is well known as *the Allee effect* [25]. The Allee effect can be divided into

two main types: (i) strong Allee effect and (ii) weak Allee effect. A population with a strong Allee effect will have a critical population size, which is the threshold of the population, and any size that is less than the threshold will go to extinction without any further aid. On the other hand, a population with a weak Allee effect will reduce the per capita growth rate at lower population density or size [26–28].

Let us incorporate an Allee function to the $C_1(t)$ class at discrete time t such as

$$\begin{cases} \frac{dS}{dt} = S(t)(r_1(p - \alpha_1 S(t)) - \beta_1 C_1(t) - \beta_2 M(t) + \sigma_1 M(t)) \\ \frac{dC_1}{dt} = a(C_1(t))C_1(t)(r_2(1 - \alpha_2 C_1(t)) + \beta_1(1 - \varepsilon_1)S(t) - \theta C_1(t) + \beta_2(1 - \varepsilon_2)M(t)) \\ \frac{dC_2}{dt} = C_2(t)(1 - \alpha_3 C_2(t) + \theta C_1(t) + \beta_1 \varepsilon_1 S(t) + \beta_2 \varepsilon_2 M(t)) \\ \frac{dM}{dt} = M(t)r_3(1 - \alpha_4 M(t)) - \sigma_2 M(t) - \gamma f(t)N(t) \\ \frac{dN}{dt} = N(t)r_4(1 - \alpha_5 N(t)) + \delta g(t)N(t) \end{cases} \quad (45)$$

where

$$f(t) = \frac{M(t)}{1 + h\omega M(t)} \text{ and } g(t) = \frac{M(t)}{1 + h\omega M(t)}$$

are functions of Holling type II.

Integrating both sides of (45) on $[n, t)$ and taking $t \rightarrow n + 1$, we get a difference equation system such as

$$\begin{cases} (n+1) = \frac{S(n)(r_1 p - \beta_1 C_1(n) - \beta_2 M(n) + \sigma_1 M(n))}{\alpha_1 r_1 S(n) + (r_1(p - \alpha_1 S(n)) - \beta_1 C_1(n) - \beta_2 M(n) + \sigma_1 M(n))e^{-(r_1 p - \beta_1 C_1(n) - \beta_2 M(n) + \sigma_1 M(n))}} \\ C_1(n+1) = \frac{C_1(n)(r_2 + \beta_1(1 - \varepsilon_1)S(n) - \theta C_1(n) + \beta_2(1 - \varepsilon_2)M(n))}{\alpha_2 r_2 C_1(n) + (r_2(1 - \alpha_2 C_1(n)) + \beta_1(1 - \varepsilon_1)S(n) - \theta C_1(n) + \beta_2(1 - \varepsilon_2)M(n))e^{-a(C_1(n))(r_2 + \beta_1(1 - \varepsilon_1)S(n) - \theta C_1(n) + \beta_2(1 - \varepsilon_2)M(n))}} \\ C_2(n+1) = \frac{C_2(n)(1 + \theta C_1(n) + \beta_1 \varepsilon_1 S(n) + \beta_2 \varepsilon_2 M(n))}{\alpha_3 C_2(n) + (1 - \alpha_3 C_2(n) + \theta C_1(n) + \beta_1 \varepsilon_1 S(n) + \beta_2 \varepsilon_2 M(n))e^{-(1 + \theta C_1(n) + \beta_1 \varepsilon_1 S(n) + \beta_2 \varepsilon_2 M(n))}} \\ M(n+1) = \frac{M(n)\left(r_3 - \sigma_2 - \frac{\gamma N(n)}{1 + h\omega M(n)}\right)}{\alpha_4 r_3 M(n) + \left(r_3(1 - \alpha_4 M(n)) - \sigma_2 - \frac{\gamma N(n)}{1 + h\omega M(n)}\right)e^{-\left(r_3 - \sigma_2 - \frac{\gamma N(n)}{1 + h\omega M(n)}\right)}} \\ N(n+1) = \frac{N(n)\left(r_4 + \frac{\delta M(n)}{1 + h\omega M(n)}\right)}{\alpha_5 r_4 N(n) + \left(r_4(1 - \alpha_5 N(n)) + \frac{\delta M(n)}{1 + h\omega M(n)}\right)e^{-\left(r_4 + \frac{\delta M(n)}{1 + h\omega M(n)}\right)}} \end{cases} \quad (46)$$

Let

$$h(n) = \frac{C_1(n+1)}{C_1(n)} = \frac{(r_2 + \beta_1(1 - \varepsilon_1)S(n) - \theta C_1(n) + \beta_2(1 - \varepsilon_2)M(n))}{\alpha_2 r_2 C_1(n) + (r_2(1 - \alpha_2 C_1(n)) + \beta_1(1 - \varepsilon_1)S(n) - \theta C_1(n) + \beta_2(1 - \varepsilon_2)M(n))e^{-a(C_1(n))(r_2 + \beta_1(1 - \varepsilon_1)S(n) - \theta C_1(n) + \beta_2(1 - \varepsilon_2)M(n))}}$$

where we obtain $\frac{\partial h(n)}{\partial C_1(n)} < 0$, if the conditions of Theorem 3(i) hold and

$$U_2(n) < \frac{a(C_1(n)) \cdot \theta}{a'(C_1(n))} \quad (47)$$

Thus, screening in discrete time is an essential control parameter to support the Allee function in stabilizing the effect of the spread.

Remark 2 The susceptible class and the classes who do not know they are infected are the main populations that affect the Allee function in stabilizing the spread of transmission. While it is essential to keep human non-infected, the other essential aim is to detect the infected class before the symptoms occur.

For a strong Allee effect, let us assume that the Allee function is given by

$$a(C_1(t)) = \left(\frac{C_1(t)}{K_0} - 1\right) \quad (48)$$

where K_0 represents the Allee threshold of the infected class, which does not know they are infected.

Theorem 5. If $\limsup_{t \rightarrow \infty} C_1(t) < K_0$, then $\lim_{t \rightarrow \infty} C_1(t) = 0$. Proof. On the contrary, assume that $\lim_{t \rightarrow \infty} C_1(t) = \mathcal{L} > 0$. From $\limsup_{t \rightarrow \infty} C_1(t)$, any $\varpi > 0$ with

$$0 < \varpi < K_0 - \limsup_{t \rightarrow \infty} C_1(t)$$

there exists $t_{\varpi} > 0$ such that

$$C_1(t) < \limsup_{t \rightarrow \infty} C_1(t) + \varpi \text{ for } t > t_{\varpi}$$

For $t > t_{\varpi}$ and $t \in [n, n+1)$, we have

$$\begin{aligned} C_1(t) &= C_1(0) \exp \left(\int_0^t \frac{1}{K_0} (r_2(1 - \alpha_2 C_1(s)) + \beta_1(1 - \varepsilon_1)S(n) - \theta C_1(n) + \beta_2(1 - \varepsilon_2)M(n)) (C_1(t) - K_0) ds \right) \\ &< C_1(0) \exp \left(\int_0^t - (K_0 - \bar{C}_1 + \varpi) ds \right) \\ &< C_1(0) \exp(- (K_0 - \bar{C}_1 + \varpi)t) \end{aligned}$$

as $t \rightarrow \infty$, where we obtain a contradiction. \square

To avoid redundancy with Section 3, we stated the following theorems without proof.

Theorem 6. Let Λ be the positive equilibrium point of system (46). Assume that the basic reproduction numbers are $R_{01} < 1$ and $R_{02} < 1$. Thus, if conditions for Theorem 2 holds for

$$\bar{\psi}_2 \in \left(\ln \left(1 + \frac{\alpha_1 r_1}{\beta_1(1 - \varepsilon_1)(1 - R_{01})} \right)^{\frac{K_0}{\bar{C}_1 - K_0}}, \ln \left(\frac{\beta_1(1 - \varepsilon_1)(1 - R_{01})}{\beta_1(1 - \varepsilon_1)(1 - R_{01}) - \alpha_2 r_2} \right)^{\frac{K_0}{\bar{C}_1 - K_0}} \right), \quad (49)$$

then the equilibrium point Λ of system (46) is locally asymptotically stable. \square

In applying a weak Allee effect on system (46), we assume that the Alle function is given by

$$a(C_1(t)) = \left(\frac{C_1(t)}{E_1 + C_1(t)} \right), \quad (50)$$

where E_1 is the Allee coefficient of the population class, that does not know they are infected.

Theorem 7. Let Λ be the positive equilibrium point of system (46). Assume that the basic reproduction numbers are $R_{01} < 1$ and $R_{02} < 1$. Thus, if conditions for Theorem 2 holds for

$$\bar{\psi}_2 \in \left(\ln \left(1 + \frac{\alpha_1 r_1}{\beta_1(1 - \varepsilon_1)(1 - R_{01})} \right)^{\frac{E_1 + \bar{C}_1}{\bar{C}_1}}, \ln \left(\frac{\beta_1(1 - \varepsilon_1)(1 - R_{01})}{\beta_1(1 - \varepsilon_1)(1 - R_{01}) - \alpha_2 r_2} \right)^{\frac{E_1 + \bar{C}_1}{\bar{C}_1}} \right), \quad (50)$$

then the equilibrium point of system (46) is locally asymptotically stable. \square

V. Neimark-Sacker Bifurcation Analysis

In this section, we analyze the conditions for a Neimark-Sacker bifurcation for system (5). The following theorem is essential.

Theorem 8. [29] For a quadratic polynomial

$$\lambda^2 + l_1 \lambda + l_0 = 0, \quad (51)$$

a pair of complex conjugate roots of (51) lie on the unit circle if and only if

- (i) $P(1) = 1 + l_1 + l_0 > 0$
- (ii) $P(-1) = 1 - l_1 + l_0 > 0$
- (iii) $D_1^+ = 1 + l_0 > 0$
- (iv) $D_1^- = 1 - l_0 = 0$.

Theorem 9. Assume that $\beta_1 > \theta + \alpha_2 r_2$, $\frac{\alpha_2}{\alpha_1} > \frac{r_1}{r_2}$, $\varepsilon_1 < 1$, and $\bar{N} = \frac{\alpha_4 r_3 (1 + h e \omega \bar{M})^2}{h e \omega \gamma}$. If

$$\begin{aligned} \bar{\psi}_1 &= \ln \left(\frac{\beta_1}{\beta_1 - \alpha_1 r_1} \right), \bar{\psi}_2 = \ln \left(\frac{1}{\beta_1(1 - \varepsilon_1)(1 - R_{01}) - \alpha_2 r_2} \right) \\ \bar{\psi}_4 &\in \left\{ \ln \left(\frac{\gamma}{\gamma - \alpha_4 r_3 (1 + h e \omega \bar{M})} \right) \right\} \cup \left(\ln \left(\frac{\gamma}{\gamma - \alpha_4 r_3 (1 + h e \omega \bar{M})^2} \right), \infty \right) \text{ and } \bar{\psi}_5 = \ln \left(\frac{\delta(1 - R_{02})}{\delta(1 - R_{02}) - \alpha_5 r_4 (1 + h e \omega \bar{M})^2} \right) \end{aligned}$$

where $r_1 < \frac{\beta_1}{\alpha_1}$, $r_2 < \frac{\beta_1(1 - \varepsilon_1)}{\alpha_2}$, $r_3 < \frac{\gamma}{\alpha_4(1 + h e \omega \bar{M})}$ and $r_4 < \frac{\delta(1 - R_{02})}{\alpha_5(1 + h e \omega \bar{M})^2}$, and the basic reproductive numbers are $R_{01} < 1$ and $R_{02} < 1$, then both $S - C_1$, and $M - N$ classes show Neimark-Sacker bifurcation.

Proof. The $S - C_1$ class: Because of the characteristic Eq. (15), we have

$$\ell_1 = - \left(\frac{\alpha_2 r_2 e^{-\bar{\psi}_1} + (\theta + \alpha_2 r_2) e^{-\bar{\psi}_2}}{\alpha_2 r_2} \right) \text{ and } \ell_0 = \frac{\beta_1^2 (1 - \varepsilon_1) (1 - e^{-\bar{\psi}_1}) (1 - e^{-\bar{\psi}_2}) (1 - R_{01})}{\alpha_1 r_1 \alpha_2 r_2} \quad (52)$$

From (i) we have

$$\tilde{\psi}_1 > \ln\left(\frac{\beta_1}{\beta_1 - \theta - \alpha_2 \mathbf{r}_2}\right) \text{ and } \tilde{\psi}_2 > \ln\left(1 + \frac{\alpha_1 \mathbf{r}_1}{\beta_1(1 - \varepsilon_1)(1 - R_{01})}\right) \quad (53)$$

where $\beta_1 > \theta + \alpha_2 \mathbf{r}_2$. It is evident that (ii) and (iii) hold, since $\ell_1 < 0$ and $\ell_0 > 0$. The condition (iv), shows that

$$\tilde{\psi}_1 = \ln\left(\frac{\beta_1}{\beta_1 - \alpha_1 \mathbf{r}_1}\right) \text{ and } \tilde{\psi}_2 = \ln\left(\frac{\beta_1(1 - \varepsilon_1)(1 - R_{01})}{\beta_1(1 - \varepsilon_1)(1 - R_{01}) - \alpha_2 \mathbf{r}_2}\right) \quad (54)$$

where $R_{01} < 1$, $\mathbf{r}_1 < \frac{\beta_1}{\alpha_1}$ and $\mathbf{r}_2 < \frac{\beta_1(1 - \varepsilon_1)}{\alpha_2}$ for $\varepsilon_1 < 1$. Considering both (53) and (54), we obtain

$$\tilde{\psi}_1 = \ln\left(\frac{\beta_1}{\beta_1 - \alpha_1 \mathbf{r}_1}\right) \quad (55)$$

and

$$\tilde{\psi}_2 = \ln\left(\frac{\beta_1(1 - \varepsilon_1)(1 - R_{01})}{\beta_1(1 - \varepsilon_1)(1 - R_{01}) - \alpha_2 \mathbf{r}_2}\right) \quad (56)$$

where $\frac{\alpha_2}{\alpha_1} > \frac{\mathbf{r}_1}{\mathbf{r}_2}$.

The $\mathbf{M} - \mathbf{N}$ class: Considering the characteristic Eq. (22), we have

$$\ell_1 = -\left(\frac{he\omega\gamma\tilde{N} + (\alpha_4\mathbf{r}_3(1 + he\omega\tilde{M})^2 - he\omega\gamma\tilde{N})e^{-\tilde{\psi}_4}}{\alpha_4\mathbf{r}_3(1 + he\omega\tilde{M})^2} + e^{-\tilde{\psi}_5}\right) \text{ and } \ell_0 = \frac{\gamma\delta(1 - R_{02})(1 - e^{-\tilde{\psi}_4})(1 - e^{-\tilde{\psi}_5})}{\alpha_4\mathbf{r}_3\alpha_5\mathbf{r}_4(1 + he\omega\tilde{M})^3} \quad (57)$$

From the conditions of Theorem 9, we obtain

$$\tilde{\psi}_4 \in \left\{\ln\left(\frac{\gamma}{\gamma - \alpha_4\mathbf{r}_3(1 + he\omega\tilde{M})}\right)\right\} \cup \left(\ln\left(\frac{\gamma}{\gamma - \alpha_4\mathbf{r}_3(1 + he\omega\tilde{M})}\right), \infty\right) \quad (58)$$

$$\tilde{\psi}_5 = \ln\left(\frac{\delta(1 - R_{02})}{\delta(1 - R_{02}) - \alpha_5\mathbf{r}_4(1 + he\omega\tilde{M})^2}\right) \quad (59)$$

where $\tilde{N} = \frac{\alpha_4\mathbf{r}_3(1 + he\omega\tilde{M})^2}{he\omega\gamma}$, $\mathbf{r}_3 < \frac{\gamma}{\alpha_4(1 + he\omega\tilde{M})}$ and $\mathbf{r}_4 < \frac{\delta(1 - R_{02})}{\alpha_5(1 + he\omega\tilde{M})^2}$. This completes the proof. \square

From Theorem 9, the characteristic equation of the $\mathbf{S} - \mathbf{C}_1$ class is

$$\lambda^2 - \left(\frac{\alpha_2\mathbf{r}_2(\beta_1 - \alpha_1\mathbf{r}_1) + \beta_1(\theta + \alpha_2\mathbf{r}_2)(1 - \alpha_2\mathbf{r}_2)}{\alpha_2\mathbf{r}_2\beta_1}\right)\lambda + 1 = 0, \quad (60)$$

where $R_{01} = \frac{\beta_1(1 - \varepsilon_1) - 1}{\beta_1(1 - \varepsilon_1)}$. Thus, the complex eigenvalues are

$$\lambda_{1,2} = \left(\frac{\alpha_2\mathbf{r}_2(\beta_1 - \alpha_1\mathbf{r}_1) + \beta_1(\theta + \alpha_2\mathbf{r}_2)(1 - \alpha_2\mathbf{r}_2)}{2\alpha_2\mathbf{r}_2\beta_1}\right) \mp i\sqrt{1 - \left(\frac{\alpha_2\mathbf{r}_2(\beta_1 - \alpha_1\mathbf{r}_1) + \beta_1(\theta + \alpha_2\mathbf{r}_2)(1 - \alpha_2\mathbf{r}_2)}{2\alpha_2\mathbf{r}_2\beta_1}\right)^2} \quad (61)$$

Additionally, the complex eigenvalues of the $\mathbf{M} - \mathbf{N}$ class are

$$\lambda_{4,5} = \frac{he\omega\gamma\tilde{N}\delta(1 - R_{02}) + (\delta(1 - R_{02}) - \alpha_5\mathbf{r}_4(1 + he\omega\tilde{M})^2)\alpha_4\mathbf{r}_3(1 + he\omega\tilde{M})^2}{2\alpha_4\mathbf{r}_3(1 + he\omega\tilde{M})^2\delta(1 - R_{02})} \mp i\sqrt{1 - \left(\frac{he\omega\gamma\tilde{N}\delta(1 - R_{02}) + (\delta(1 - R_{02}) - \alpha_5\mathbf{r}_4(1 + he\omega\tilde{M})^2)\alpha_4\mathbf{r}_3(1 + he\omega\tilde{M})^2}{2\alpha_4\mathbf{r}_3(1 + he\omega\tilde{M})^2\delta(1 - R_{02})}\right)^2},$$

where the characteristic equation is given as

$$\lambda^2 - \left(\frac{he\omega\gamma\tilde{N}\delta(1 - R_{02}) + (\delta(1 - R_{02}) - \alpha_5\mathbf{r}_4(1 + he\omega\tilde{M})^2)\alpha_4\mathbf{r}_3(1 + he\omega\tilde{M})^2}{\alpha_4\mathbf{r}_3(1 + he\omega\tilde{M})^2\delta(1 - R_{02})}\right)\lambda + 1 = 0. \quad (62)$$

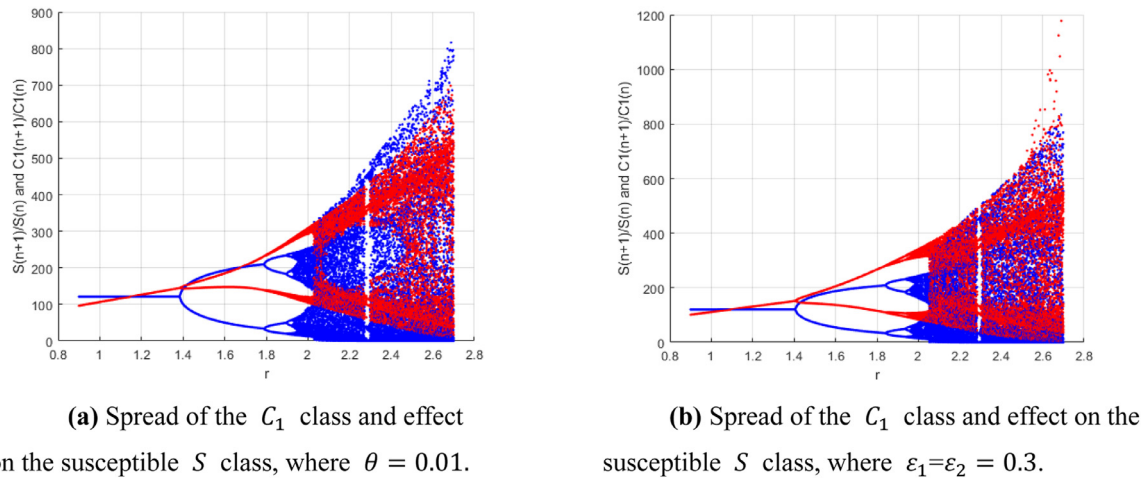


Fig. 2. (a) Spread of the C_1 class and effect (b) Spread of the C_1 class and effect on the on the susceptible S class, where $\theta = 0.01$. susceptible S class, where $\varepsilon_1=\varepsilon_2 = 0.3$.

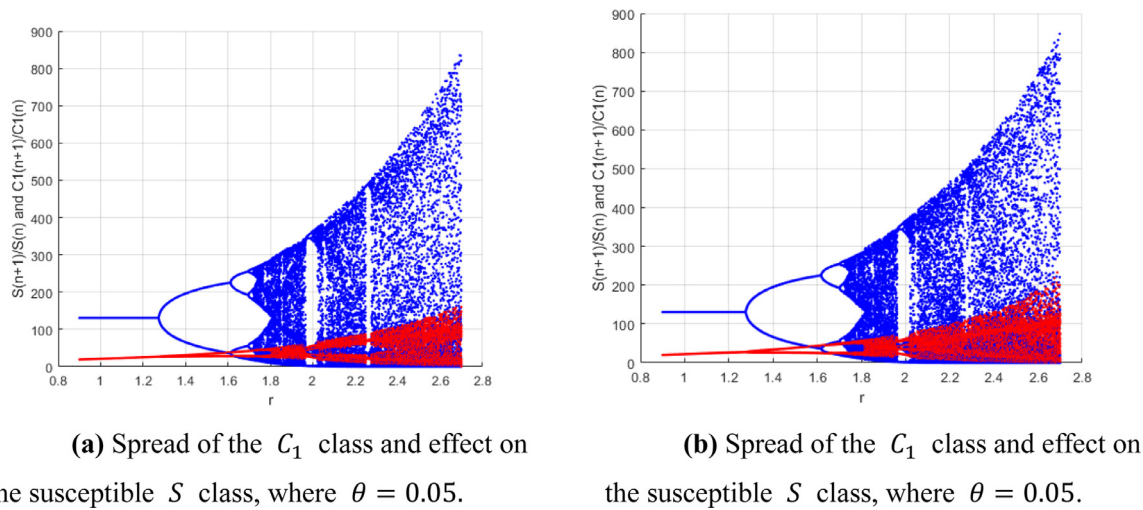


Fig. 3. (a) Spread of the C_1 class and effect on (b) Spread of the C_1 class and effect on.

4. Simulation results and conclusion

4.1. Numerical simulations

In this sub-section, we present numerical simulations that are consistent with the theoretical results. Table 2 shows a description of the parameters that are given in system (5). We assume the initial conditions of system (5) as $S(0) = 1000$, $C_1(0) = 80$, $C_2(0) = 40$, $M(0) = 30$ and $N(0) = 10$. The main objective here is to demonstrate the changes in the control parameters; θ and ε_i ($i = 1, 2$), where, θ is the screening rate and ε_i ($i = 1, 2$) is the rate of recognition. We emphasize that any increase in the screening rate might stop the pandemic spread. While at the same time, it is also essential to realize that the recognition of this infection depends on the continuation of the updated information regarding the novel coronavirus Covid-19. It is an essential point to realize that civilians are not necessarily knowledgeable about the infections of the coronavirus. Therefore, they should be guided about fundamental 'health care' applications as well as the severe phenomena worldwide through the WHO, media, health institutes.

In Fig. 2, the blue graph denotes the susceptible class S and the red graph shows C_1 who do not know they are infected. Fig. 2-(a) represents the transmission of the infection that occurs in epidemic form in some areas. However, it spreads intensively to pandemic phenomena worldwide and covers almost the susceptible

Table. 2

Description of the parameters.

Parameter	Symbol	Rate
The growth rate of $S(t)$	r_1	0.12
The growth rate of $C_1(t)$	r_2	0.12
The growth rate of $M(t)$	r_3	0.18
The growth rate of $N(t)$	r_4	0.1
Logistic rate of $S(t)$	α_1	0.05
Logistic rate of $C_1(t)$	α_2	0.1
Logistic rate of $C_2(t)$	α_3	0.15
Logistic rate of $M(t)$	α_4	0.01
Logistic rate of $N(t)$	α_5	0.01
Rate of the $S(t)$ population per year	p	1.6
Parametric lost from class $S(t)$ to $C_1(t)$	β_1, β_2	0.00134, 0.00044
Rate of interaction between $S(t) - M(t)$	σ_1, σ_2	0.0001
Predation rate	γ	0.0045
Rate of screening	θ	[0.01,0.05]
Recognition of infection	$\varepsilon_1, \varepsilon_2$	0.3
A conversion factor of $N(t)$	δ	0.0044
The attack rate of $N(t)$ to $M(t)$	e	0.15
Rate of average time on infecting $M(t)$	h	0.15
Potential infectivity of $N(t)$	ω	$\omega \in (0, 1]$

class. Here we assume that the screening rate in the hospitals (before the symptoms appear) is around%1. Fig. 2-(b) shows the graph when the symptoms appear late so that the awareness of the in-

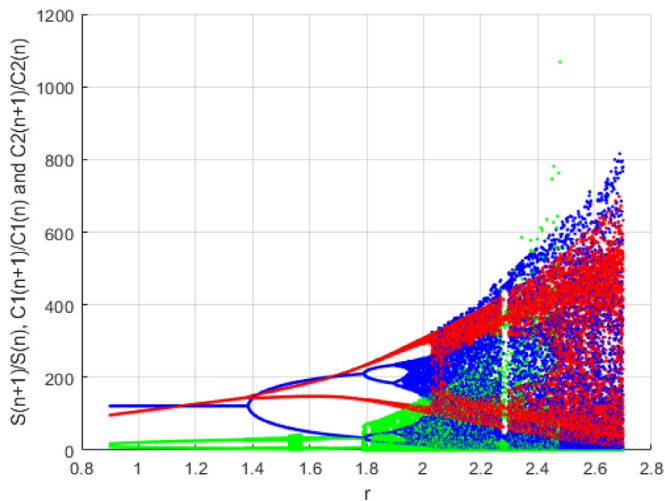


Fig. 4. The spread of transmission of S , C_1 .

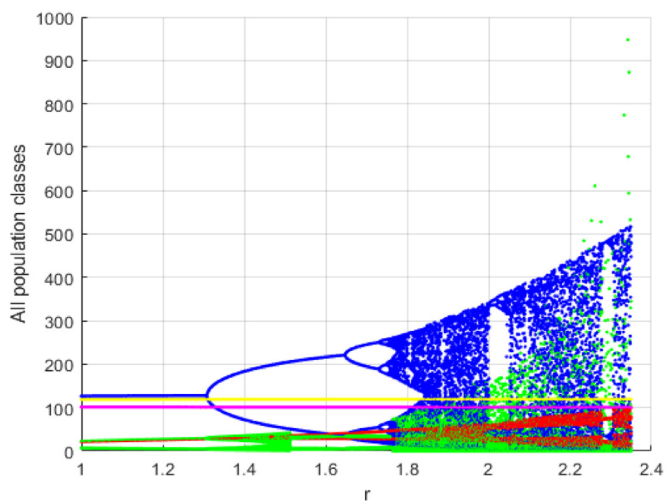


Fig. 5. Diagram of all population classes of (5).

fection is low. In this case, the endemic spread starts earlier and might be uncontrolled.

Fig. 3(a) shows that increasing the screening rate up to 5% decreases the spread of the infection, and remains the virus in epidemic form. In Fig. 3(b), we fix the screening rate to 5% but consider the awareness of the symptoms as $\varepsilon_1 = \varepsilon_2 = 0.3$ to compare the difference between Fig. 2(b) and Fig. 3(b). It is seen that to be aware of the symptoms in the early stages is an essential parameter that affects the speed of the transmission. In section IV, the rate of screening was discussed intensively, and it was shown that θ is one of the essential control parameters. and C_2 classes, where $\theta = 0.01$. the susceptible S class, where $\theta = 0.05$. the susceptible S class, where $\theta = 0.05$.

In Fig. 4, we considered the human-to-human infection cases. The blue graph denotes the susceptible class S , the red graph the C_1 class who do not know they are infected and the green graph denotes the C_2 that knows they are infected. It is seen that the infected class that do not know they are infected is higher than the class that is determined as C_2 — which is the infected class who is tested as positive. This means that the spread of transmission from human to human occurs mainly from the C_1 , which should be controlled with the parameters ε_1 , ε_2 and θ .

Fig. 5 shows a diagram of the population classes of (5). It is seen that the natural host and the intermediate host has a sta-

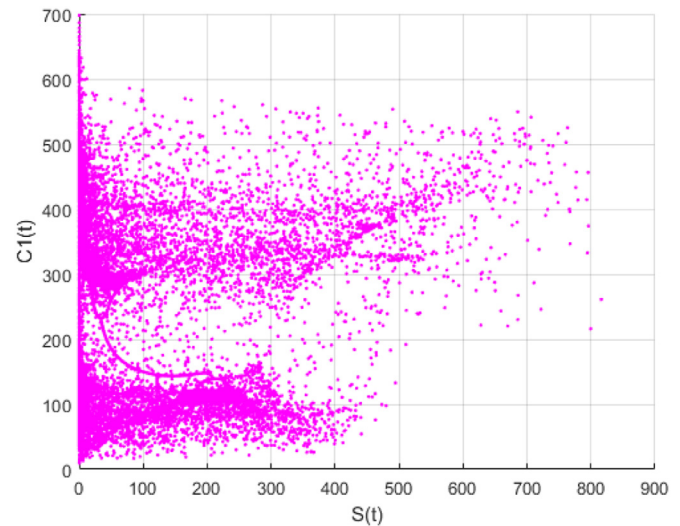


Fig. 6. (a) Dynamical behavior of $(S(t), C_1(t))$, (b) Dynamical behavior of $(S(t), C_1(t))$, where $\theta = 0.01$ where $\theta = 0.05$ (c) Dynamical behavior of $(S(t), C_1(t))$, (d) Dynamical behavior of $(S(t), C_1(t))$, where $\theta = 0.1$ where $\theta = 0.2$.

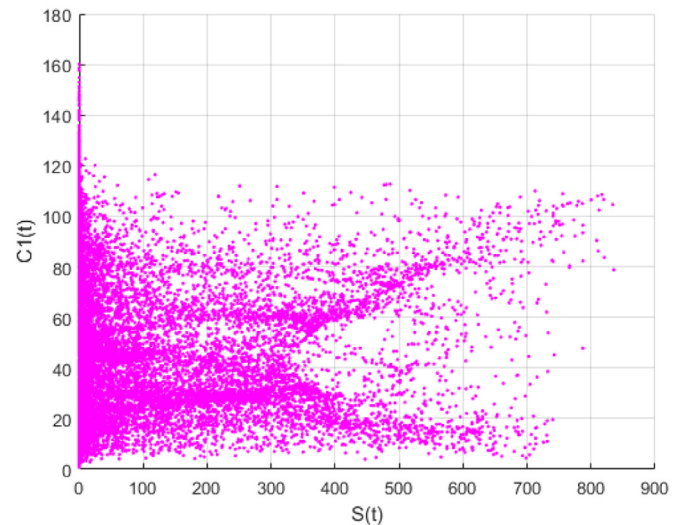


Fig. 6. Continued

ble dynamical system in the habitat. In contrast, they have only a role as hosts in the transmission of the coronavirus. The pandemic spread undergoes when the infection is transmitted from human to human. The intermediate host (animal) shows only an endemic spread, which should be considered as a minor role in this dynamical structure.

Fig. 6(a)–(d) show the relation of the susceptible class $S(t)$ and the $C_1(t)$ class, who do not know they are infected. We increase the screening rate in each graph to 1%, 5%, 10, and 20%, respectively. It is noticed that the effect of $C_1(t)$ relative to $S(t)$ decreases.

Finally, Fig. 7(a) and 7(b) shows the rate of recognition of the dynamical behavior related to the susceptible class $S(t)$ and the $C_1(t)$ class who do not know they are infected. We found that the recognition through health organizations and media are highly operative points to stop the pandemic spread and return it to its endemic form. At first, we considered the rate of recognition as $\varepsilon_i = 0.4$ and after that $\varepsilon_i = 0.6$ for $i = 1, 2$, which are shown in Fig. 7(a) and (b), respectively.

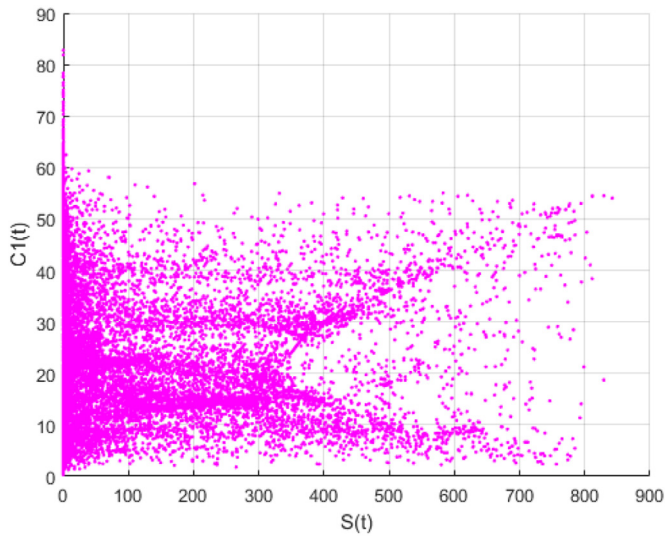


Fig. 6. Continued

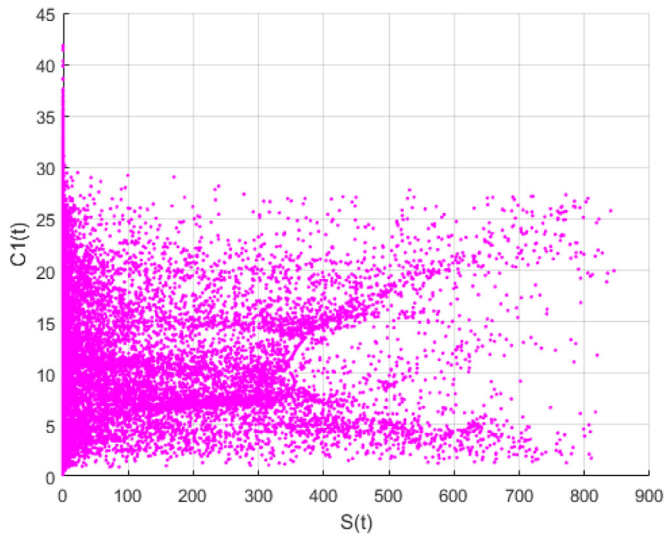


Fig. 6. Continued

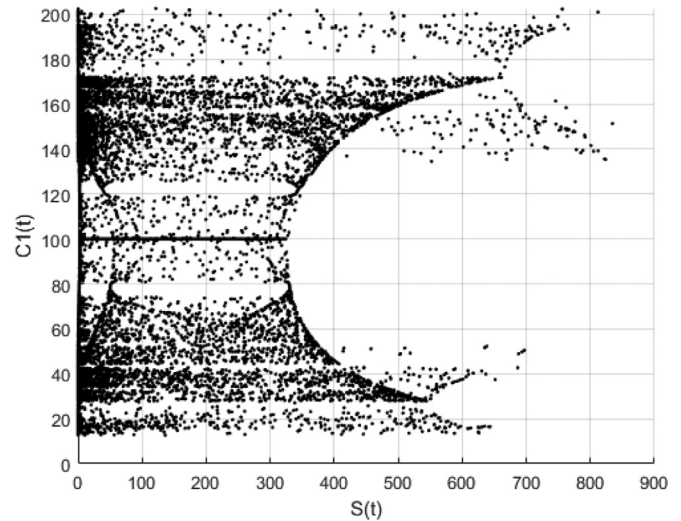
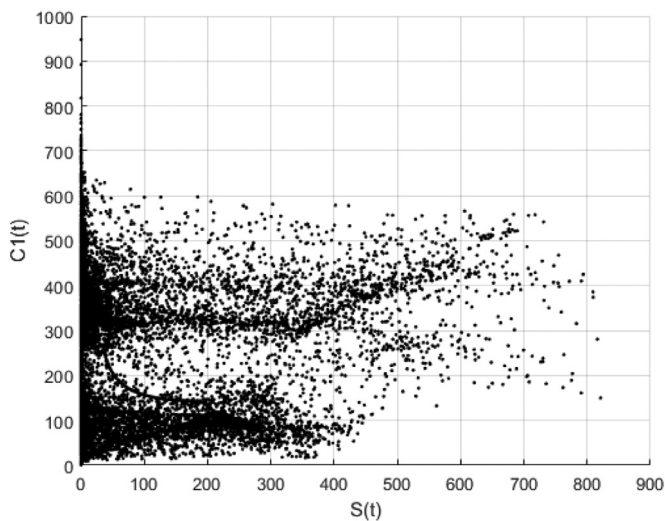


Fig. 7. Continued

5. Conclusion

In this paper, we first review the reasons for the spread of coronaviruses from the natural host to the human host. After that, we established a model of the novel coronavirus, which is known as COVID-19, described by differential equations with piecewise constant arguments. The model is constructed in alignment with important biological and medical reasons. We divided the model into five sub-classes;

- the susceptible class S ,
- the infected class C_1 , that does not know they are infected since specific symptoms do not appear,
- the infected class C_2 that knows they are infected because of some symptoms such as respiratory and intestinal infections, including fever, dizziness, and cough, appeared.
- the intermediate domestic host M , that has a transmission role from the natural host to the human host
- the natural host N , that are bats of genus *Rhinolophus*.

We considered in this study the pandemic infection case; animal to human and human to human. Therefore, the first three equations in the model show human to human transmission, while the spillover from the intermediate infected class to the human host denotes a predator-prey mathematical model, and the transmission from the natural host to intermediate host is a host-parasite model of Holling Type II.

The main results are then stated and proved. In Section 3, we analyzed the local and global stability of the co-existing equilibrium point via the Linearized Stability Theorem and a Lyapunov function, respectively. Theorem 2 and Theorem 3 show the stability results when the natural host population is under control, but the screening of C_1 is not high. We deduced that the necessary reproduction numbers $R_{01} < 1$ and $R_{02} < 1$, that shows the transmission potential of the $S - C_1$ and the $M - N$ classes, respectively. We concluded that among the human hosts, those who do not know they are infected, are the control class in the spread. In contrast, between the animal hosts, the intermediate class plays a dominant role since that class has an essential role in transmitting the disease from animal to human. We noticed that C_1 can decrease if there might be a periodic screening and awareness of information transmitted through media. For the susceptible class it is more important to keep the population rate per year non-infected. The transmission of the virus to the offspring would reach an uncontrollable phenomenon worldwide.

Fig. 7. (a) Dynamical behavior of $(S(t), C_1(t))$, (b) Dynamical behavior of $(S(t), C_1(t))$, where $\varepsilon_i = 0.4$ where $\varepsilon_i = 0.6$.

Later in Section IV, we incorporated the Allee function at a discrete-time t . We analyzed both weak and strong Allee effect and obtained that screening for possible inflectional cases in discrete time is an essential control parameter to support both Allee functions in stabilizing the effect of the spread. We emphasized that the susceptible class and the classes who do not know they are infected are the central populations that affect the Allee function in stabilizing the spread of transmission. While it is the priority to keep human non-infected, the other essential aim is to detect the infected class before the symptoms appear.

In Section V, we obtained that the system demonstrates a Neimark-Sacker bifurcation under specific conditions. It is seen that the basic reproduction number R_{01} , and the natural host has an essential role in the mentioned bifurcation.

In the end, numerical simulations, along with graphical illustrations, are presented to examine the validity of our theoretical findings. We focused on two control parameters, which are θ , the screening rate and ε_i ($i = 1, 2$), the rate of recognition. We obtained that if the screening percentage stays low, the spread of infection reaches to a pandemic form since the group who do not know they are infected is the significant risk group in transmission. The rate of recognition shows the behavioral act of the civilians considering the daily information from the health organizations. It is seen that any discrete-time of 'health care' protections would expand the pandemic spread over time.

The results of this paper studied a biomedical model that describes the character of coronavirus. The analysis of the model, as well as specific qualitative properties, are discussed throughout the paper. Our study is based on mathematical interpretations and consistent with biological and medical assumptions. We believe that our results are essential and of great significance for further investigations.

Declaration of Competing Interest

The authors declare that they have no known funding agency or personal relationships that have appeared to influence the work reported in this paper.

Acknowledgments

F.B. acknowledges the support of Erciyes University for this research study. The authors thank the reviewers and the editor for their fruitful comments for highlighting the manuscript.

Funding

There is no financial support from any private or public organization. There is no financial relationship with any individuals (friends, spouse, relatives.)

Authors' contributions

Bozkurt conceived the study and was in charge of overall direction and planning. Bozkurt and Yousef designed the model and set up the main parts of the study. All authors set up the theorems

and proved them. They collected data and analyzed them. The authors carried out this implementation. Bozkurt, Yousef and Baleanu did the simulation results using Matlab 2019. The authors wrote the manuscript and revised it to the submitted form. There is no Ghost-writing.

References

- [1] Woo PC, et al. Discovery of seven novel Mammalian and avian coronaviruses in the genus delta coronavirus supports bat coronaviruses as the gene source of alphacoronavirus and beta-coronavirus and avian coronavirus and delta coronavirus. *J Virol* 2012;86:3995–4008.
- [2] Woo PC, Lau SK, Huang Y, Yuen KY. Coronavirus diversity, phylogeny, and interspecies jumping. *Exp Biol Med* (Maywood) 2009;234:1117–27.
- [3] Su S. Epidemiology, genetic recombination, and pathogenesis of coronaviruses. *Trends Microbiol* 2016;24:490–502.
- [4] Forni D, Cagliari R, Clerici M, Sironi M. Molecular evolution of human coronavirus genomes. *Trends Microbiol* 2017;25:35–48.
- [5] Masters PC, Perlman S. In: Knipe DM, Howley PM, editors. *Fields of virology*, 2. Lippincott Williams & Wilkins; 2013. p. 825–58.
- [6] Zhong NS, et al. Epidemiology and cause of severe acute respiratory syndrome (SARS) in Guangdong, People's Republic of China. *Lancet* 2003;362:1353–8.
- [7] Drosten C, et al. Identification of a novel coronavirus in patients with severe acute respiratory syndrome. *N Engl J Med* 2003;348:1967–76.
- [8] Zaki AM, Van Boheemen S, Bestebroer TM, Osterhaus AD, Fouchier RA. Isolation of a novel coronavirus from a man with pneumonia in Saudi Arabia. *N. Engl. J. Med.* 2012;367:1814–20.
- [9] Wu F, et al. A new coronavirus associated with human respiratory disease in China. *Nature*, 2020; 1–10. <https://doi.org/10.1038/s41586-02-2008-3>
- [10] Altan A, Karasu S, Bekiros S. Digital currency forecasting with chaotic meta-heuristic bio-inspired signal processing techniques. *Chaos Solitons Fractals* 2019;126:325–36.
- [11] Mena-Lorca J, Hethcote HW. Dynamic models of infectious diseases, a regulator of population sizes. *J Math Biol* 1992;30:693–716.
- [12] Fend Z, Thieme HR. Recurrent outbreaks of childhood diseases revised: the impact of isolation. *Math Biosci* 1995;32:93–130.
- [13] Liu X, Xiao D. Complex dynamic behaviors of a discrete-time predator-prey system. *Chaos Solutions Fractals* 2007;32:80–94.
- [14] Gopalsamy K, Liu P. Persistence, and global stability in a population model. *J Math Anal Appl* 1998;224:59–80.
- [15] Bozkurt F, Ozturk I. A population model of two-strains tumors with piecewise constant arguments. *Kuwait J Sci* 2015;42(2):1–13.
- [16] Cooke KL, Györi I. Numerical approximation of the solutions of delay differential equations on an infinite interval using piecewise constant arguments. *Comput Math Appl* 1994;28:81–92.
- [17] Bozkurt F, Yousef A. Neimark-Sacker bifurcation of a chemotherapy treatment for glioblastoma multiform (GBM). *Adv. Differ. Eq.* 2019;397(1):1–25.
- [18] Bozkurt F. Modeling a tumor growth with piecewise constant arguments. *Discret Dyn Nat Soc* 2013;841764:1–8 2013, Article ID.
- [19] Liu P, Gopalsamy K. Global stability and chaos in a population model with piecewise constant arguments. *Appl Math Comput* 1999;101:63–88.
- [20] So JWH, Yu JS. Global stability in a logistic equation with piecewise constant arguments. *Hokkaido Math J* 1995;24:269–86.
- [21] Inglesby TV, et al. Plague as a biological weapon: medical and Public health Management. *J Am Assoc* 2000;283(17):2281–90.
- [22] Kulenovic MRS, Ladas G, Prokup NR. A rational difference equation. *Appl Math Comput* 2001;41:671–8.
- [23] Verhulst PF. Notice Sur la loi que la population poursuit das son accroissement. *Corresp Math. Phys.* 1838;10:113–21.
- [24] Stephens PA, Sutherland WJ, Freckleton RP. What is Allee effect? *Oikos* 1999;87:185–90.
- [25] Courchamp F, Berec L, Gascoigne J. Allee effects in ecology and conservation. Oxford University Press, Oxford; 2008.
- [26] Allee WC. Animal aggregations: a study in general sociology. University of Chicago Press, Chicago, IL; 1931.
- [27] Asmussen MA. Density-Dependent selection II. The Allee effect. *Am Nat* 1979;114:796–809.
- [28] Lande R. Extinction threshold in demographic models of territorial populations. *Am Nat* 1987;130(4):624–35.
- [29] Li X, Mou C, Niu W, Wang D. Stability analysis for discrete biological models using algebraic methods. *Math Comput Sci* 2001;5:247–62.