



Published in final edited form as:

Sci Stud Read. 2018 ; 22(5): 367–383. doi:10.1080/10888438.2018.1457680.

Does Online Comprehension Monitoring Make a Unique Contribution to Reading Comprehension in Beginning Readers? Evidence from Eye Movements

Young-Suk Grace Kim¹, Christian Vorstius², and Ralph Radach²

¹University of California, Irvine, USA

²University of Wuppertal, Germany

Abstract

The goal was to investigate the nature of online comprehension monitoring, its predictors, and its relation to reading comprehension. Questions were concerned with (1) beginning readers' sensitivity to inconsistencies, (2) predictors of online comprehension monitoring, and (3) the relation of online comprehension monitoring to reading comprehension over and above word reading and listening comprehension. Using eye-tracking technology, online comprehension monitoring was measured as the amount of time spent rereading target implausible words and looking back at surrounding contexts. Results from 319 second graders revealed that children spent greater time fixating on inconsistent than consistent words and engaged in more frequent lookbacks. Comprehension monitoring was explained by both word reading and listening comprehension. However, comprehension monitoring did not uniquely predict reading comprehension after accounting for word reading and listening comprehension. These results provide insight into the nature of comprehension monitoring and its role in reading comprehension for beginning readers.

Keywords

Comprehension monitoring; Eye tracking; Eye movements; Inconsistency detection; Simple view of reading; Word reading; listening comprehension

Reading comprehension involves complex processes, including many language, cognitive, and print-related skills. According to the simple view of reading (Hoover & Gough, 1990), this complexity can be captured by two essential skills, language comprehension and word reading (Catts, Adlof, & Ellis Weismer, 2006; Joshi, Tao, Aaron, & Quiroz, 2012; Kim, 2011; see Florit & Cain, 2011, for a review). Word reading involves a complex set of skills such as phonological, orthographic, and semantic processing (Adams, 1990; Kim, Apel, & Al Otaiba, 2013; Carlisle, 2004; Nagy, Berninger, Abbott, Vaughan, & Vermeulen, 2003; Schatschneider, Fletcher, Francis, Carlson, & Foorman, 2004); and comprehension involves an even more complex set of language and cognitive skills (e.g., Cain, Oakhill, & Bryant,

2004; Kendeou, Bohn-Gettler, White, & van den Broek, 2008; Kim, 2015, 2016, 2017; Perfetti, Landi, & Oakhill, 2007).

Comprehension monitoring is one such higher order cognitive process involved in comprehension. It refers to evaluating, regulating, and reflecting on constructed meaning (Baker, 1985; Oakhill & Cain, 2012) and recognizing comprehension failures (Wagoner, 1983). Successful comprehension requires establishing an accurate situation model, which, in turn, relies on a series of construction and integration processes (Graesser, Singer, & Trabasso, 1994; Kintsch, 1988; Zwaan & Radvansky, 1998). Comprehenders first have to construct initial, elementary propositions based on textual information and then update and integrate propositions across the text and with one's background knowledge. Comprehension monitoring is hypothesized to play a critical role during the integration process, as initial local propositions have to be evaluated for accuracy and consistency and then have to be corrected via integration processes to establish a coherent and accurate situation model (Graesser et al., 1994; Kim, 2015, 2016; Kintsch, 1988). In other words, comprehension monitoring contributes to the evaluation and repair processes during comprehension, and, therefore, lack of comprehension monitoring would lead to an inaccurate situation model.

Comprehension monitoring has been extensively investigated using an inconsistency detection framework (i.e., the ability to detect violation of consistency in a sentence or text; Baker, 1984; Beal, 1990; Cain et al., 2004; Kim & Phillips, 2014) and has been shown to be important to text comprehension. Much previous work on comprehension monitoring has been conducted in the context of reading (e.g., Cain et al., 2004; Cain & Oakhill, 2006; Oakhill & Cain, 2012; Vosniadou, Pearson, & Rogers, 1988; Yuill & Oakhill, 1991). Another line of work also indicates (a) that there is large variation in comprehension monitoring in oral language contexts, even for young children (Baker, 1984; Revelle, Wellman, & Karabenick, 1985; Kim, 2015, 2016, 2017; Kim & Phillips, 2014; Skarakis-Doyle, 2002), and (b) that individual differences in comprehension monitoring are related to comprehension of oral texts (i.e., listening comprehension; Kim, 2015, 2017; Kim & Phillips, 2014). Furthermore, an intervention improved comprehension monitoring in an oral language context for prekindergartners from low socio-economic backgrounds (Kim & Phillips, 2016).

In the present study our goal was to expand our understanding of comprehension monitoring and its role in reading by examining *online* comprehension monitoring for beginning readers (i.e., second graders). The aforementioned previous work on comprehension monitoring used tasks that demanded a deliberate effort to find anomalies in text by asking children whether they notice any inconsistencies in the read or heard sentences. In contrast, we used eye-tracking methodology to measure online comprehension monitoring because eye movements can capture moment-to-moment processes in a natural reading context, without drawing the child's attention to the existence of inconsistencies in the text.

Eye movement research in the last four decades has revealed a great deal of information about online processes during reading (see Radach & Kennedy, 2004; Rayner, 2009; Rayner & Kliegl, 2012, for recent reviews). A number of parameters are available as indicators of underlying processes. For example, first-pass reading time, or the summed duration of all

fixations within a word or region, before the first saccade leaves that region, is thought of as an indicator of lexical access or decoding (Rayner, 1998). On the other hand, rereading time, or the time spent on a word after first-pass reading, reflects higher order processes such as syntactic integration and construction of a situational model (Raney, Campbell, & Bovee, 2014; Rayner, Pollatsek, Ashby, & Clifton, 2012). In principal, longer rereading times can be a result of either more regressions or longer fixation times following (the equivalent amount of) regressions. Bicknell and Levy (2011) suggest that higher level linguistic processing causes the reader to go back and reread previous text in order to correct a failure in or decreased confidence in comprehension. Eye-tracking technology is an excellent tool to capture online comprehension monitoring in normal reading conditions without invoking any possibility about the presence of inconsistencies in the given text, which was the case in previous studies where participants were asked to identify inconsistencies (e.g., Baker, 1984; Cain et al., 2004; Kim, 2017). When using eye-tracking technology, time spent rereading target words and surrounding regions would likely indicate the reader's identification of semantic inconsistencies and possible repair attempts. Indeed, some previous studies focusing on sentence and discourse processing provide evidence that in skilled adult readers, higher order comprehension processes influence eye movements primarily when problems such as syntactic ambiguity occur (e.g., Binder, Duffy, & Rayner, 2001; Clifton, Staub, & Rayner, 2007; Rayner, Garrod, & Perfetti, 1992), resulting in longer fixation durations, shorter saccades, and more regressions.

Research with children and eye tracking has gained momentum over the last decade after some pioneering work in the 1990s (Blythe et al., 2006; Blythe & Joseph, 2011; Häikiö, Bertram, Hyönä, & Niemi, 2009; Huestegge, Radach, Corbic, & Huestegge, 2009; Joseph, Nation, & Liversedge, 2013; Krieber et al., 2017; McConkie et al., 1991; Vorstius, Radach, Mayer & Lonigan, 2013; Vorstius, Radach, & Lonigan, 2014; see also Was, Sansosti, & Morris, 2017). There is little dispute that, with development, readers show decreases in sentence reading times, fixation durations, number of fixations, refixations, and regressions, and increases in saccade amplitudes and word skipping probability. However, studies that examine higher level processing and relations to off-line assessments of reading skills are still scarce. A recent study by Krieber et al. (2017) is an exception and showed relations between eye movements and off-line reading skills for 22 German adolescent readers. Another study examined fifth-grade students' comprehension monitoring by focusing on the processing of conjunctive relations between clauses (Vorstius et al., 2013). In this study, students read sentences that contained either consistent or inconsistent information (e.g., *Erica blushed because she was nervous*. [consistent]; *Erica blushed because she was confident*. [inconsistent]). Fifth graders were sensitive to inconsistency such that they spent substantially greater amounts of time in the target word region of inconsistency. Moreover, readers at all skill levels were able to identify the inconsistencies, as evidenced by prolonged first-pass reading times. However, children with better reading skill showed more rereading of critical sentence regions, indicating an association between reading skill and comprehension monitoring. Other work with children in upper elementary grades (i.e., fifth and sixth grades) has provided similar results when the inconsistency occurred in semantic relations across sentences (Connor et al., 2014) or in an extended narrative text (van der Schoot, Reijntes, & van Lieshout, 2012).

Present Study

Prior work has revealed that comprehension monitoring is an important skill that contributes to text comprehension (both listening and reading; Cain et al., 2004; Kim, 2015, 2016; Kim & Phillips, 2014; Strasser & del Rio, 2014; Vosniadou et al., 1988). Building on these previous studies, we aimed to expand our understanding about comprehension monitoring and its unique role in reading comprehension, using data at the beginning of second grade and eye-tracking methodology. Three specific primary research questions guided the present study. First, are beginning readers sensitive to inconsistencies in written texts? The vast majority of previous work, particularly those with eye tracking, included children in upper elementary grades (Grades 5 or 6) who have achieved basic reading skills and consequently, our knowledge is extremely limited about online comprehension monitoring for beginning readers whose reading is largely constrained by decoding skills. An exception is a study with Finnish-speaking first graders which found that beginning readers in Finland do monitor their comprehension, and good comprehenders showed more consistent rereading and lookbacks (Kinnunen, Vauras, & Niemi, 1998).

In the present study, we examined the amount of time spent on target implausible words (word N) and adjacent words (word N+1 and word N+2), as indicated by first-pass reading (decoding) and rereading (as part of comprehension monitoring). We also examined the extent to which children went back to the sentence that contained target words (sentence 4) and to the preceding sentences (sentences 1–3), after having read target implausible words (i.e., inconsistent sentences). These lookbacks (i.e., time spent rereading the sentence that contains target implausible words and the preceding sentences) are important indicators of efforts to reinspect, repair, and resolve inconsistency. We anticipated substantially greater reading times on target implausible words and adjacent words, as well as increased lookbacks, when readers need to determine semantic inconsistency.

If beginning readers engage in, and individual differences are found in, online comprehension monitoring, an important corollary is what explains variation in this behavior. This was our second research question. In particular, we examined whether word reading and listening comprehension are related to comprehension monitoring. Word reading was expected to contribute to comprehension monitoring because comprehension monitoring was measured in the context of written texts (i.e., reading context). For beginning readers, increased reading time and reinspection (or lookbacks) would reflect not only comprehension monitoring but also level of word reading proficiency to some extent. If this is the case, comprehension monitoring (as measured by increased rereading times on inconsistent words, lookbacks to disambiguating regions of text, and subsequent rereading) would be negatively related to word reading proficiency to the extent that it is influenced by word reading proficiency. Furthermore, listening comprehension might contribute to comprehension monitoring after parsing out the effect of word reading. Mounting evidence indicates that listening comprehension, a discourse-level oral comprehension skill, involves lower level oral language skills, such as vocabulary and grammatical knowledge, as well as higher order processes such as monitoring and inference (Florit, Roch, & Levorato, 2014; Kim, 2015, 2016, 2017; Kim & Phillips, 2014; Lepola, Lynch, Laakkonen, Silvén, & Niemi, 2012; Tompkins, Guo, & Justice, 2013). In other words, although decoding skill would place

a constraint on beginning readers' monitoring behavior as expressed in eye movements, individual differences in listening comprehension—the ability to comprehend oral language at the discourse level—may also contribute to online comprehension monitoring over and above word reading, even for beginning readers.

The final question was whether online comprehension monitoring makes a unique, independent contribution to reading comprehension after accounting for the two powerful component skills of reading comprehension, namely word reading and listening comprehension, according to the simple view of reading (see Figure 2). By now, the essential roles of word reading and listening comprehension in reading comprehension are well-established (Catts et al., 2006; Joshi et al., 2012; see Florit & Cain, 2011, for a review). In fact, recent studies that measured word reading and listening comprehension as latent variables, with minimal measurement error, explained the vast majority of variance in reading comprehension (Adlof, Catts, & Little, 2006; Kim, 2017; Kim, Wagner, & Foster, 2011; Language and Reading Research Consortium [LARRC], 2015). Then, does comprehension monitoring, measured as online monitoring behavior using eye-tracking methodology, contribute to reading comprehension over and above word reading and listening comprehension? To our knowledge, no previous studies have examined whether online comprehension monitoring behavior, or time spent looking at implausible target words and reinspecting the sentence that contains the implausible words, makes an additional contribution to reading comprehension over and above word reading and listening comprehension. Note that word reading in the simple view of reading is the ability to read or decode individual words out of context; thus, it was measured as such in the present study as well as in previous studies.

Method

Participants

The present study draws on data from 319 second-grade children (50% girls; $M_{\text{age}} = 7.33$ years, $SD = .52$) in six schools in the Southeastern region of the United States. These children were participants in a larger longitudinal study about reading development from Grades 1 to 3 (see Kim & Petscher, 2016, for a study on word prosody using data in Grade 1), but data from the beginning of second grade are utilized because this is when comprehension monitoring using eye-tracking technology was assessed. Data from four children were excluded from the analysis because they did not follow instructions/could not read, showed random viewing patterns, or could not answer simple comprehension questions (see below). Approximately 61% of the children were White, 25% were African American, 6% were Hispanic, 6% were multiracial, and 3% were Asian American. Only two children were classified as having limited English proficiency. Approximately 53% of the children were eligible for free and reduced-price lunch. According to the school district record, approximately 14% of the children received speech services and 2% of the children received services related to language impairment and learning disabilities.

Measures

Comprehension monitoring

Materials: Children were presented with short stories consisting of four sentences, with each sentence presented as one line of text. Items were constructed so that the first sentence provided an opening statement with general background information. The second sentence presented a key statement with one critical concept specifying a specific semantic relation such as an object, time, instrument, or attribute. The third sentence served as a filler, intended to increase working memory load, which fit the context but had no direct relationship to the statements made before. Critically, the final sentence continued the action or situation described in sentence 2, such that the argument of the critical semantic relation was either consistent or inconsistent with the one used in sentence 2. For example, when the initial statement (sentence 2) read “He always wears his shorts to play outside”, the critical continuation (sentence 4) would be “This morning, Danny put on his shorts/pants and went outside.” Note that the last sentence is in both versions (shorts or pants) correct by itself. However, to detect an inconsistency in the case of the “pants” version, the reader needs to be sensitive to the fact that the most recent object was not in consistent with the one seen before, indicating monitoring for coherence in the accumulating semantic representation on the story level (see Rinck, Gamez, Diaz, & de Vega, 2003 for a similar approach for adults; see Appendix A for sample consistent and inconsistent stories).

A total of 21 stories were presented to children, including one practice story, 10 stories with consistent information, and 10 stories with inconsistent information. Two counterbalanced lists were created such that the consistent and inconsistent versions of each item were read by different participants. When creating the items, priority was given to variations in the semantic (in)consistency over the lexical properties of the target word such as word length and frequency. This resulted in slight differences in word properties for the target word N, as well as words N+1 and N+2. Mean word lengths and frequencies (SubtLEXus) for consistent vs. inconsistent words are presented in Table 1. Note that words in the inconsistent condition were, on average, shorter and had higher frequency values than words in the consistent condition. As shorter words and words with higher frequencies generally receive shorter viewing times (countering our hypothesized effect), any effect indicating longer times on the inconsistent words would make the case for an inconsistency effect even stronger.

In order to promote reading for meaning, children were asked five simple recall questions after randomly selected stories (e.g., What is the boy’s name?). Questions were never related to the inconsistencies, and responses to these questions were not included in the analysis because they were not intended to capture individual differences in deep processing of meaning but rather to ensure reading for meaning.

Apparatus and procedure: Texts were presented on a 21-inch monitor with a screen resolution of 1024 x 768 pixels. Courier New font in 20-point size was used, and viewing distance was adjusted so that one letter corresponded to .33 degree of visual angle. Texts were presented in black color on a grey background with double line spacing. Each short story for the inconsistency detection task was presented on a separate screen. Children were

instructed to “read the text silently, so that you understand the content and are able to answer comprehension questions.” Before the child read a story, the recording system was calibrated to ensure optimal measurement accuracy using a 9-point calibration and validation routine. Immediately prior to text presentation, an additional drift correction check was performed to ensure identical start positions for the eyes during the onset of each story. If deviations larger than .5 degree of visual angle were detected, the camera system was recalibrated. Eye movements were tracked with an EyeLink1000 desktop-mounted system with 500 Hz sampling rate. Viewing and recording were binocular but only data from the right eye were included in data analysis. Eye movement data were processed using custom build EyeMap software (Tang, Reilly, & Vorstius, 2012) and SPSS.

Eye movement variables: For the current study we focused on two temporal eye movement parameters, first-pass reading time (gaze duration) and rereading time on three words in sentence 4, namely the target word (N) as well as the word immediately following the target word (N+1) and the second next word (N+2). We examined words N+1 and N+2 separately in addition to word N in order to capture possible spillover effects from the target word (Kliegl, Nuthmann, & Engbert, 2006). First-pass reading time was calculated by summing up all durations of fixations on a respective word before leaving the word for the first time. Rereading time for each word was calculated by summing up all durations of fixations on the respective word after first-pass reading; therefore, words that were fixated on in first-pass reading but were not reread were assigned a rereading time of zero. As laid out above, first-pass reading time and rereading time are indicators of different ongoing processes, namely decoding (first-pass reading time) and later integration processes, which are both relevant to comprehension monitoring (see Inhoff & Radach, 1998).

In addition to these word-based measures, we included sentence-level parameters to capture children’s extended monitoring behavior after encountering the inconsistency by calculating the time spent on sentence 4 (in which the inconsistent word occurred) after first encountering the inconsistency. The same measure was also calculated for sentences 1–3, combining fixations on these preceding lines of text, as not all children looked back to all preceding sentences (see below). As accumulated viewing times on these sentences after first encountering the inconsistency reflect efforts to confirm and/or solve the inconsistency, we included 0s in the calculation of means for these parameters. Hence, along with cases where actual rereading took place, cases with no rereading were represented in the means of these sentence-level parameters.

Word reading: The following three tasks were used to measure word reading: the Letter Word Identification subtask of the Woodcock-Johnson III (WJ; Woodcock, McGrew, & Mather, 2001), the Word Reading subtask of the Wechsler Individual Achievement Test-III (WIAT; Wechsler, 2009), and the Sight Word Efficiency subtask of the Test of Word Reading Efficiency-II (TOWRE; Wagner, Torgesen, & Rashotte, 2012). In these tasks, the child was asked to read aloud (isolated) words of increasing difficulty. The first two tasks were untimed, whereas TOWRE was a timed task (45 s). Cronbach’s alpha estimates were .95 and .91 for the WJ Letter Word Identification and WIAT Word Reading tasks, respectively.

Test-retest reliability for the TOWRE task was reported as .93 for 6- to 7-years-olds (Wagner et al., 2012).

Listening comprehension: Two tasks were used, the Listening Comprehension Scale of the Oral and Written Language Scales-II (OWLS; Carrow-Woolfolk, 2011) and the Oral Comprehension subtest of the WJ (Woodcock et al., 2001). In the OWLS Listening Comprehension task, the child was asked to point to the picture that best describes the heard sentences and connected texts (e.g., short stories). In the WJ Oral Comprehension subtest, the child was asked to complete the heard sentences (e.g., People sit in _____) and short paragraphs. Cronbach's alpha estimates were .93 and .74 for the OWLS Listening Comprehension and WJ Oral Comprehension tasks, respectively.

Reading comprehension: The following two tasks were used: the Passage Comprehension subtest of the WJ and Reading Comprehension subtest of the WIAT. The Passage Comprehension subtest is a cloze task where the child was asked to read sentences and short passages and fill in blanks. In the Reading Comprehension subtest, the child was asked to read passages and answer multiple choice questions. Cronbach's alpha estimates were .86 and .87 for the WJ Passage Comprehension and WIAT Reading Comprehension tasks, respectively.

Procedures

Language and reading assessment—Children were individually assessed in quiet spaces in several sessions in the fall. Assessors were rigorously trained and had to meet 99% reliability in a fidelity check before they were allowed to work with children.

Data Analysis

To address the question about whether beginning readers detect inconsistencies, we compared consistent and inconsistent stories with respect to reading times separately for three words of interest in sentence 4, namely the target word (N), word N+1, and word N+2. In addition, we compared sentence reading times (for sentence 4 and sentences 1–3) after encountering the focal words of interest. Repeated measures ANOVAs with the factor, consistency, were used for statistical testing.¹

Raw data from the eye tracker were transformed into csv-files using EyeMap (Tang et al., 2012). These files were then read into SPSS and cleaned. From a total of 353,416 fixations from 319 participants, 14,765 fixations were located on words N, N+1, and N+2 combined. Fixations shorter than 80 ms (2.3%) or longer than 2000 ms (0.1%) were excluded from further analyses. Participants that contributed less than 20 trials (or items) were also eliminated from further analyses (19 participants, with a total of 237 fixations on target words; 1.7%), resulting in a final set of 14,528 fixations for word-based analyses and 339,686 overall fixations.

¹Note that using linear mixed effects models yielded identical results.

Before fitting structural equation models (SEMs) for the second and third research questions, eye movement variables were log transformed due to slight skewness (see Table 3; also see Appendix B for an example²). Furthermore, measurement models were fitted to create the following latent variables: comprehension monitoring, word reading, listening comprehension, and reading comprehension.

To address the second research question, word reading and listening comprehension were hypothesized to predict comprehension monitoring (Figure 1). To address the third research question, two models were fitted. In the first model, word reading and listening comprehension were included as predictors of reading comprehension to examine the simple view of reading. In the second model, comprehension monitoring was added to examine its unique contribution over and above word reading and listening comprehension. Following conventions in the field, model fit was evaluated by widely used multiple indices, including the comparative fit index (CFI; $> .90$ as acceptable), Tucker-Lewis index (TLI; $> .90$ as acceptable), and root mean square error of approximation (RMSEA) and standardized root mean square residual (SRMR) ($< .10$ as acceptable; Hooper, Coughlan, & Mullen, 2008; Hu & Bentler, 1999; Kline, 2013).

Results

Descriptive Statistics and Preliminary Results

Table 2 presents descriptive statistics for listening comprehension, word reading, and reading comprehension measures. Mean standard scores of the language and reading skills indicate that children's mean performance is in the average range on all the measures compared to that of a norm group. For instance, the mean standard score for the OWLS Listening Comprehension was 106.60 ($SD = 13.12$) and for the WIAT Reading Comprehension was 100.36 ($SD = 14.18$).

Research Question 1: Are beginning readers sensitive to inconsistencies in written texts?

For the analysis of sensitivity to inconsistencies, descriptive statistics for first-pass reading times and rereading times (Table 3) for different regions are presented. For first-pass reading times (i.e., gaze duration), we found an inconsistency effect, with longer reading times (+ 99 ms) on the inconsistent compared to consistent target word (word N), $F(1, 299) = 42.21$, $p < .001$. On the word immediately following the target word (word N+1), the difference in first-pass reading times between consistent and inconsistent conditions was 15 ms and was not statistically significant, $F(1, 299) = 1.93$, $p = .17$. On the second word following the target word (word N+2), we found a reversed inconsistency effect for first-pass reading ($- 70$ ms), $F(1, 299) = 44.57$, $p < .001$, which we attribute to the word properties (see Table 1), as words in the inconsistent condition were shorter and more frequent compared to those in the consistent condition.

²Log transformed values are not particularly different from the original raw values for rereading time for target implausible word N, Word N+1, and word N+2 (see Table 3). This is primarily due to the zero values as shown in Appendix B. Given that the 0s were true values, the results reported in the text are from data including 0s.

With respect to rereading times, target words received significantly longer rereading fixations (+ 251 ms) in the inconsistent compared to consistent condition, $F(1, 299) = 106.81, p < .001$. The same pattern was found for word N+1 (+ 92 ms), $F(1, 299) = 28.91, p < .001$, and word N+2 (+ 55 ms), $F(1, 299) = 13.78, p < .001$. It is important to note here that these elevated rereading times occurred despite the fact that words in the inconsistent condition were shorter and had higher frequency and, thus, were expected to be easier to process compared to the consistent counterparts.

Regarding rereading of sentences after encountering the target word, we found that rereading times for sentence 4 were significantly higher (+ 295 ms) in inconsistent compared to consistent stories, $F(1, 299) = 67.18, p < .001$. No significant difference was found for rereading times on sentences 1–3 after encountering the target word, $F(1, 299) = 2.09, p = .15$.

Note that there was a slight floor effect in the rereading time on sentences 1–3 such that, out of 300 children, 61 (20% of the sample) did not spend any time at all on the first three sentences (i.e., no reinspections of sentences 1–3).

Additional analyses showed that rereading behavior did not change as a function of time on task. This was an important manipulation check as item construction was very similar across the task. However, this did not seem to have an influence on children's rereading behavior, at least not across the 20 trials (or items) used in this study. To further examine how children allocated their time when rereading, we performed scan path analyses for all fixations after encountering the target word region. Visual comparison of the results revealed that children in second grade do not yet show a stable, clear scanning pattern. Instead, we found full rereading, partial rereading, backward scanning, and sometimes even random scanning across and within children.

Overall, the data indicate that second graders at the beginning of the academic year are able to detect inconsistencies in short stories, although their scanning pattern is not clearly established yet, and that their efforts to resolve such inconsistencies are mostly restricted to the text region where the inconsistency was elicited. In this region, additional processing indicative of comprehension monitoring continues while fixating on the following word, creating a substantial total effect.

Research Question 2: Are word reading and listening comprehension related to comprehension monitoring?

Prior to fitting SEMs, latent variables were created for the following constructs: word reading, listening comprehension, reading comprehension, and comprehension monitoring using variables described above. Loadings were all adequate, ranging from .62 to .96 ($ps < .001$; see Figures 1 and 2). Comprehension monitoring was indicated by rereading time for target word N, target word N+1, target word N+2, and sentence 4 in inconsistent stories. The loading for the rereading time on sentences 1–3 was low (.15, $p = .01$), most likely due to the floor effect; and therefore, it was not included as an indicator of comprehension monitoring in subsequent SEMs (the results were essentially identical when it was retained). Finally, confirmatory factor analysis was conducted to examine whether gaze duration (which is

hypothesized to primarily tap into decoding processes) and rereading time for target word N, target word N+1, target word N+2, and sentence 4 (which are hypothesized to tap into comprehension monitoring) are best described as two dissociable latent variables or a single latent variable. Results showed that the two-factor model was superior ($\chi^2 = 119.81$, $df = 1$, $p < .001$), and, therefore, in the subsequent structural models, rereading times were used as indicators of comprehension monitoring.

Bivariate correlations between rereading time indicators, listening comprehension, word reading, and reading comprehension are reported in Table 4. Rereading time indicators were moderately related to each other ($.41 \leq r \leq .50$). Relations between listening comprehension, word reading, and reading comprehension ranged from moderate to strong ($.35 \leq r \leq .91$). Relations of rereading times with listening comprehension, word reading, and reading comprehension ranged from null to moderate ($.00 \leq r \leq .44$).

The SEM model had an adequate fit to the data, $\chi^2(24) = 106.62$, $p < .01$, CFI = .95, TLI = .92, RMSEA = .10, SRMR = .08; and results are shown in Figure 1. Word reading was moderately and negatively related to online comprehension monitoring ($\beta = -.31$, $p < .001$), suggesting that children with lower word reading proficiency spent greater time rereading target words and the sentence containing target words (i.e., sentence 4). Once word reading was held constant, listening comprehension was positively related to online comprehension monitoring ($\beta = .22$, $p = .01$).

Research Question 3: Is comprehension monitoring related to reading comprehension after accounting for word reading and listening comprehension?

When reading comprehension was predicted by word reading and listening comprehension (i.e., simple view of reading), model fit was excellent, $\chi^2(11) = 31.94$, $p < .001$, CFI = .99, TLI = .98, RMSEA = .08, SRMR = .02. Word reading ($\beta = .64$, $p < .001$) and listening comprehension ($\beta = .46$, $p < .001$) were both independently related to reading comprehension and explained a total of 96% of variance in reading comprehension. When comprehension monitoring was included as an additional predictor, the model fit was good, $\chi^2(38) = 137.35$, $p < .01$, CFI = .96, TLI = .94, RMSEA = .09, SRMR = .08. However, after accounting for word reading and listening comprehension, online comprehension monitoring was not related to reading comprehension³ ($\beta = .04$, $p = .29$; see Figure 2).

Discussion

Our goal was to investigate the nature and variability of online comprehension monitoring, its predictors, and its relation to reading comprehension for beginning readers. We found that second graders at the beginning of the school year were sensitive to inconsistencies in short stories such that they spent greater time rereading implausible target words than control words. These results are in line with previous studies with older children (e.g., Connor et al. 2014; van der Schoot et al., 2012) and highlight that such monitoring processes are in place early in reading development, which is consistent with an earlier study of online

³Results were essentially the same when the gaze duration latent variable was included as an additional predictor—neither gaze duration nor comprehension monitoring (rereading times) were statistically significant ($p \leq .41$).

comprehension monitoring in Finnish first graders (Kinnunen et al., 1998). Furthermore, children, on average, spent more time looking back at the sentence that contained an implausible target word (sentence 4) than the prior sentences (sentences 1–3). Lookbacks to preceding sentences were not found for quite a few children (20%), and, for many others, occurred only a couple of times, on average. Furthermore, lookbacks to preceding sentences had a weak relation to comprehension monitoring (i.e., weak loading), and post-hoc analysis revealed that lookbacks to preceding sentences were not related to word reading or reading comprehension in bivariate correlations ($.00 \leq r \leq .04$). These results suggest that at this early stage of reading development, lookbacks to previous text may be an indicator of a more deliberate strategy to resolve inconsistencies over and above the mechanism of detecting them.

In the structural analyses, as hypothesized, word reading proficiency was negatively related to comprehension monitoring such that low reading skill is associated with increased time spent rereading text. This indicates that time spent rereading and lookbacks captures not only comprehension-related processes but also decoding-related processes to some extent, at least for beginning readers (i.e., second graders). Importantly though, when this constraining role of word reading was accounted for, listening comprehension was positively related to comprehension monitoring (Figure 1). This result is in line with a previous study, in which an oral language latent variable composed of vocabulary and retell was related to comprehension monitoring in fifth graders (Connor et al., 2014), and indicates that meaning construction and integration processes in oral language (Kim, 2016, 2017; Kim & Phillips, 2014) predict comprehension monitoring in reading contexts (see also van der Schoot et al., 2012).

When online comprehension monitoring was examined simultaneously with the two well-known, powerful predictors of reading comprehension, word reading and listening comprehension, it was not uniquely related to reading comprehension. In line with previous studies using latent variable approaches (e.g., Adolf et al., 2006; Kim, 2015, 2017; Silverman, Speece, Harring, & Ritchey, 2013), word reading and listening comprehension explained a vast majority (i.e., 96%) of variance in reading comprehension in the present study. Recent findings suggest that the strong explanatory power of word reading and listening comprehension can be attributed to the fact that word reading and listening comprehension encompass a multitude of component skills of reading comprehension, such as oral language (e.g., vocabulary), low-level cognition (e.g., working memory), and higher order cognition (e.g., inference, monitoring; Kim, 2015, 2017). The present finding of no direct relation of online comprehension monitoring to reading comprehension indicates that the relation of comprehension monitoring to reading comprehension is indirect via word reading and listening comprehension (Kim, 2015, 2017), which adds to growing evidence by measuring online comprehension monitoring using local rereading time and lookbacks in a normal reading context, whereas previous work examined comprehension monitoring using tasks which demanded a deliberate effort to find anomalies in text (e.g., Cain et al., 2004; Kim, 2015, 2017; Kim & Phillips, 2014; Oakhill & Cain, 2012). To our knowledge, this is the first study that investigated the relation of online comprehension monitoring to reading comprehension after accounting for word reading and listening comprehension.

It will be important for future research to determine whether comprehension monitoring as measured in previous work (i.e., deliberate strategies) and online comprehension monitoring as measured in the present study are expressions of the same monitoring process, or whether they represent different control mechanisms that good readers should have at their disposal (see Kim & Phillips, 2014, for a discussion of the strategy vs. skill continuum of comprehension monitoring). Although the assumption is that the strategy can be trained to evolve into a skill (Afflerbach, Pearson, & Paris, 2008), our data suggest that detecting inconsistencies in written text is already found at the beginning of second grade, as evidenced by the longer rereading duration on target words and the sentence containing target words. One assumption that should be examined in future research is that with growing reading ability, readers will look back at critical preceding text regions (e.g., sentences 1–3 in this study) more often. For more skilled readers, these lookbacks should focus on disambiguating regions and ultimately result in better comprehension. A study with older children at a more advanced reading level would illuminate this question. Furthermore, this process of looking back at the disambiguating regions could certainly be subject to training by intervention.

Although the focus of the present study was comprehension monitoring in the context of reading, a body of literature has shown that comprehension monitoring emerges from the meaning construction process in oral language contexts (Baker, 1984; Kim, 2015; Kim & Phillips, 2014; Markman, 1977; Revelle et al., 1985; Skarakis-Doyle, 2002) and can be effectively taught in oral language contexts even for prekindergartners (Kim & Phillips, 2016). Therefore, explicit and systematic efforts to develop children's comprehension monitoring, whether in written text or oral text contexts, would be important in instruction. In particular, given the essential role of oral language in reading (Hulme, Nash, Gooch, Lervag, & Snowling, 2015; Kim, 2017) and the present finding of a relation between listening comprehension and comprehension monitoring, explicit early instruction on comprehension monitoring in oral language contexts, as well as reading contexts, appears to be a reasonable recommendation. This could promote development of reading comprehension even in primary grades where decoding instruction takes priority (e.g., Pearson & Duke, 2002).

Reading is a complex phenomenon, requiring coordination of multiple processes and demands. In the present study, we focused on one of the processes, comprehension monitoring, and found that even beginning readers are sensitive to semantic inconsistency in written texts. However, online comprehension monitoring (indicated by greater time spent rereading inconsistent words and texts) was not associated with reading comprehension once word reading and listening comprehension were accounted for. Nonetheless, the present findings have shown the importance of studying moment-to-moment information processing during reading for a better understanding of this complex process.

Acknowledgments

This research was supported by a grant from Institute of Education Sciences (IES), US Department of Education (R305A120147; R305A130131) and the National Institute of Child Health and Human Development (2P50HD052120). The content is solely the responsibility of the authors and does not necessarily represent the official views of the funding agency. The authors thank participating schools and children, as well as project staff.

References

- Adams M. Beginning to read: Thinking and learning about print Cambridge, MA: MIT. Press; 1990
- Adlof SM, Catts HW, Little TD. Should the simple view of reading include a fluency component? *Reading and Writing: An Interdisciplinary Journal*. 2006; 19:933–958.
- Afflerbach P, Pearson PD, Paris SG. Clarifying differences between reading skills and reading strategies. *The Reading Teacher*. 2008; 61:364–373.
- Baker L. Children's effective use of multiple standards for evaluating their comprehension. *Journal of Educational Psychology*. 1984; 76:588–597.
- Baker L. How do we know when we don't understand? Standards for evaluating text comprehension. In: Forrest-Pressley DL, MacKinnon GE, Waller TG, editors *Metacognition, cognition, and human performance* Vol. 1. New York: Academic Press; 1985:155–205.
- Beal C. The development of text evaluation and revision skills. *Child Development*. 1990; 61:247–258. [PubMed: 2307044]
- Bicknell K, Levy R. Why readers regress to previous words: A statistical analysis. *Proceedings of the 33rd Annual Meeting of the Cognitive Science Society*; 2011:1931–1936.
- Binder KS, Duffy SA, Rayner K. The Effects of Thematic Fit and Discourse Context on Syntactic Ambiguity Resolution. *Journal of Memory and Language*. 2001; 44(2):297–324.
- Blythe HI, Joseph HSSL. Children's eye movements during reading. In: Liversedge S, Gilchrist I, Everling S, editors *The Oxford Handbook of Eye Movements* Oxford: Oxford University Press; 2011:643–662.
- Blythe HI, Liversedge SP, Joseph HSSL, White SJ, Findlay JM, Rayner K. The binocular coordination of eye movements during reading in children and adults. *Vision Research*. 2006; 46:3898–3908. [PubMed: 16879851]
- Blythe HI, Liversedge SP, Joseph HSSL, White SJ, Rayner K. Visual information capture during fixations in reading for children and adults. *Vision Research*. 2009; 49:1583–1591. [PubMed: 19328823]
- Cain K, Oakhill J. Profiles of children with specific reading comprehension difficulties. *British Journal of Educational Psychology*. 2006; 76:683–696.
- Cain K, Oakhill J, Bryant P. Children's reading comprehension ability: Concurrent prediction by working memory, verbal ability, and component skills. *Journal of Educational Psychology*. 2004; 96:31–42.
- Carlisle J. Morphological processes that influence learning to read. In: Stone A, Silliman E, Ehren B, Apel K, editors *Handbook of language and literacy* New York: The Guilford Press; 2004:183–199.
- Carrow-Woolfolk E. *Oral and Written Language Scales* 2. Torrance, CA: Western Psychological Services; 2011.
- Catts H, Adlof S, Ellis Weismer S. Language deficits in poor comprehenders: A case for the simple view of reading. *Journal of Speech, Language, and Hearing Research*. 2006; 49:278–293.
- Clifton C, Jr, Staub A, Rayner K. Eye movements in reading words and sentences. In: van Gompel R, editor *Eye movements: A window on mind and brain* Amsterdam: Elsevier; 2007:341–372.
- Connor CM, Radach R, Vorstius C, Day S, McLean L, Morrison FJ. Individual differences in fifth graders' literacy and academic language predict comprehension monitoring development: An eye-movement study. *Scientific Studies of Reading*. 2014; 19:114–134. DOI: 10.1080/10888438.2014.943905
- Florit E, Cain K. The simple view of reading: Is it valid for different types of alphabetic orthographies? *Educational Psychology Review*. 2011; 23:553–576.
- Florit E, Roch M, Levorato MC. Listening text comprehension in preschoolers: A longitudinal study on the role of semantic components. *Reading and Writing: An Interdisciplinary Journal*. 2014; 27:793–817.
- Graesser AC, Singer M, Trabasso T. Constructing inferences during narrative text comprehension. *Psychological Review*. 1994; 101(3):371–395. [PubMed: 7938337]

- Häikiö T, Bertram R, Hyönä J, Niemi P. Development of the letter identity span in reading: Evidence from the eye movement moving window paradigm. *Journal of Experimental Child Psychology*. 2009; 102:167–181. [PubMed: 18538339]
- Hooper D, Coughlan J, Mullen M. Structural equation modelling: Guidelines for determining model fit. *Electronic Journal of Business Research Methods*. 2008; 6:53–60.
- Hoover WA, Gough PB. The simple view of reading. *Reading and Writing: An Interdisciplinary Journal*. 1990; 2:127–160.
- Hu LT, Bentler PM. Cutoff criteria for fit indices in covariance structure analysis. Conventional criteria versus new alternatives. *Structural Equation Modeling*. 1999; 6:1–55.
- Huestegge L, Radach R, Corbic D, Huestegge SM. Oculomotor and linguistic determinants of reading development: A longitudinal study. *Vision Research*. 2009; 49:2948–2959. [PubMed: 19781566]
- Hulme C, Nash HM, Gooch D, Lervag A, Snowling M. The foundations of literacy development in children at familial risk of dyslexia. *Psychological Science*. 2015; 26:1877–1886. [PubMed: 26525072]
- Hyönä J, Olson RK. Eye fixation patterns among dyslexic and normal readers: effects of word length and word frequency. *Journal of Experimental Psychology: Learning Memory and Cognition*. 1995; 21:1430–1440.
- Inhoff AW, Radach R. Definition and computation of oculomotor measures in the study of cognitive processes. In: Underwood G, editor *Eye guidance in reading and scene perception*. Oxford: Elsevier; 1998:2954.
- Joseph HSSL, Liversedge SP, Blythe HI, White SJ, Rayner K. Word length and landing position effects during reading in children and adults. *Vision Research*. 2009; 49:2078–2086. [PubMed: 19481566]
- Joseph HSSL, Nation K, Liversedge SP. Using eye movements to investigate word frequency effects in children's sentence reading. *School Psychology Review*. 2013; 42(2):207–222.
- Joshi RM, Tao S, Aaron PG, Quiroz B. Cognitive component of componential model of reading applied to different orthographies. *Journal of Learning Disabilities*. 2012; 45:480–486. [PubMed: 22293686]
- Kendeou P, Bohn-Gettler CM, White MJ, van den Broek P. Children's inference generation across different media. *Journal of Research in Reading*. 2008; 31:259–272. DOI: 10.1111/j.1467-9817.2008.00370
- Kim YS. Proximal and distal predictors of reading comprehension: Evidence from young Korean readers. *Scientific Studies of Reading*. 2011; 15(2):167–190. DOI: 10.1080/10888431003653089
- Kim YS. Language and cognitive predictors of text comprehension: Evidence from multivariate analysis. *Child Development*. 2015; 86:128–144. DOI: 10.1111/cdev.12293 [PubMed: 25174258]
- Kim YSG. Direct and mediated effects of language and cognitive skills on comprehension or oral narrative texts (listening comprehension) for children. *Journal of Experimental Child Psychology*. 2016; 141:101–120. DOI: 10.1016/j.jecp.2015.08.003 [PubMed: 26342474]
- Kim YSG. Why the simple view of reading is not simplistic: Unpacking the simple view of reading using a direct and indirect effect model of reading (DIER). *Scientific Studies of Reading*. 2017; 21:310–333. DOI: 10.1080/10888438.2017.1291643
- Kim YS, Apel K, Al Otaiba S. The relation of linguistic awareness and vocabulary to word reading and spelling for first-grade students participating in response to instruction. *Language, Speech, and Hearing Services in Schools*. 2013; 44:1–11. DOI: 10.1044/0161-1461(2013)12-0013
- Kim YSG, Petscher Y. Prosodic sensitivity and reading: An investigation of pathways of relations using a latent variable approach. *Journal of Educational Psychology*. 2016; 108:630–645. DOI: 10.1037/edu0000078
- Kim YS, Phillips B. Cognitive correlates of listening comprehension. *Reading Research Quarterly*. 2014; 49:269–281. DOI: 10.1002/rrq.74
- Kim YSG, Phillips B. 5 minutes a day: An exploratory study of improving comprehension monitoring for prekindergartners from low income families. *Topics in Language Disorder*. 2016; 36:356–367. DOI: 10.1097/TLD.000000000000103
- Kim YS, Wagner RK, Foster E. Relations among oral reading fluency, silent reading fluency, and reading comprehension: A latent variable study of first-grade readers. *Scientific Studies of Reading*. 2011; 15:338–362. DOI: 10.1080/10888438.2010.493964 [PubMed: 21747658]

- Kinnunen R, Vauras M, Niemi P. Comprehension monitoring in beginning readers. *Scientific Studies of Reading*. 1998; 2:353–375.
- Kintsch W. The role of knowledge in discourse processing: A construction-integration model. *Psychological Review*. 1988; 95(2):163–182. [PubMed: 3375398]
- Kliegl R, Nuthmann A, Engbert R. Tracking the mind during reading: The influence of past, present, and future words on fixation durations. *Journal of Experimental Psychology: General*. 2006; 135:12–35. [PubMed: 16478314]
- Kline RB. Exploratory and confirmatory factor analysis. In: Petscher Y, Schatschneider C, editors *Applied quantitative analysis in the social sciences* New York: Routledge; 2013:171–207.
- Krieber M, Bartl-Pokorny KD, Pokorny FB, Zhang D, Landerl K, Korner C, ... Marschik PB. Eye movements during silent and oral reading in a regular orthography: Basic characteristics and correlations with childhood cognitive abilities and adolescent reading skills. *PLoS ONE*. 2017; 12(2):1–15.
- Language and Reading Research Consortium. The dimensionality of language ability in young children. *Child Development*. 2015; 86:1948–1965. [PubMed: 26509742]
- Lepola J, Lynch J, Laakkonen E, Silvén M, Niemi P. The role of inference making and other language skills in the development of narrative listening comprehension in 4- to 6-year-old children. *Reading Research Quarterly*. 2012; 47:259–282.
- Markman EM. Realizing that you don't understand: A preliminary investigation. *Child Development*. 1977; 48:986–992.
- McConkie GW, Zola D, Grimes J, Kerr PW, Bryant NR, Wolff PM. Children's eye movement during reading. In: Stein JF, editor *Vision and visual dyslexia* London: Macmillan Press; 1991:251–262.
- Nagy W, Berninger V, Abbott R, Vaughan K, Vermeulen K. Relationship Of morphology and other language skills to literacy skills in at-risk second graders and at-risk fourth grade writers. *Journal of Educational Psychology*. 2003; 96:730–742.
- Oakhill J, Cain K. The precursors of reading comprehension and word reading in young readers: Evidence from a four-year longitudinal study. *Scientific Studies of Reading*. 2012; 16:91–121.
- Pearson PD, Duke NK. Comprehension instruction in the primary grades. In: Block CC, Pressley M, editors *Comprehension instruction: Research-based best practices* New York: Guilford; 2002:247–258.
- Perfetti C, Landi N, Oakhill J. The acquisition of reading comprehension skill. In: Snowling MJ, Hulme C, editors *The science of reading: A handbook* Oxford, UK: Blackwell; 2007:227–247.
- Radach R, Kennedy A. Theoretical perspectives on eye movements in reading: Past controversies, current issues and agenda for future research. *European Journal of Cognitive Psychology*. 2004; 16:3–26.
- Radach R, Kennedy A. 2012
- Raney GE, Campbell SJ, Bovee JC. Using eye movements to evaluate the cognitive processes involved in text comprehension. *Journal of Visualized Experiments*. 2014; (83)doi: 10.3791/50780
- Rayner K. Eye movements in reading and information processing: 20 years of research. *Psychological Bulletin*. 1998; 124:372–422. [PubMed: 9849112]
- Rayner K. Eye Movements in Reading: Models and Data. *Journal of Eye Movement Research*. 2009; 2(5):1–10. [PubMed: 20664810]
- Rayner K, Garrod S, Perfetti CA. Discourse influences during parsing are delayed. *Cognition*. 1992; 45(2):109–139. [PubMed: 1451412]
- Rayner K, Kliegl R. Eye movements and cognitive processes. In: Cooper H, editor *The Handbook of Psychology* Washington, DC: APA Books; 2012
- Rayner K, Pollatsek A, Ashby J, Clifton C. *Psychology of Reading* Psychology Press; 2012
- Revelle GL, Wellman HM, Karabenick JD. Comprehension monitoring in preschool children. *Child Development*. 1985; 56:654–663. [PubMed: 4006572]
- Rinck M, Gamez E, Diaz JM, de Vega M. Processing of temporal information: Evidence from eye movements. *Memory & Cognition*. 2003; 31:77–86. [PubMed: 12699145]

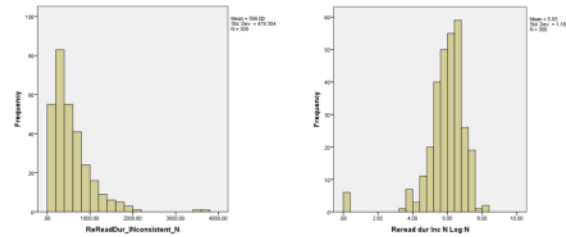
- Schatschneider C, Fletcher JM, Francis DJ, Carlson C, Foorman BR. Kindergarten prediction of reading skills: A longitudinal comparative analysis. *Journal of Educational Psychology*. 2004; 96:265–282.
- Silverman RC, Speece DL, Harring JR, Ritchey KD. Fluency has a role in the simple view of reading. *Scientific Studies of Reading*. 2013; 17:108–133.
- Skarakis-Doyle E. Young children's detection of violations in familiar stories and emerging comprehension monitoring. *Discourse Processes*. 2002; 33:175–197.
- Strasser K, del Río F. The role of comprehension monitoring, theory of mind, and vocabulary depth in predicting story comprehension and recall of kindergarten children. *Reading Research Quarterly*. 2014; 49(2):169–187.
- Tang S, Reilly RG, Vorstius C. EyeMap: A software system for visualizing and analyzing eye movement data in reading. *Behavioral Research Methods*. 2012; 44(2):420–438.
- Tiffin-Richards SP, Schroeder S. Word length and frequency effects on children's eye movements during silent reading. *Vision Research*. 2015; 113:33–43. [PubMed: 26048684]
- Tompkins V, Guo Y, Justice LM. Inference generation, story comprehension, and language in the preschool years. *Reading and Writing: An Interdisciplinary Journal*. 2013; 26:403–429. DOI: 10.1007/s11145-012-9374-7
- van der Schoot M, Reijntes A, van Lieshout ECDM. How do children deal with inconsistencies in text? An eye fixation and self-paced reading study in good and poor reading comprehenders. *Reading and Writing: An Interdisciplinary Journal*. 2012; 25:1665–1690.
- Vellutino FR, Tunmer WE, Jaccard JJ, Chen R. Components of reading ability: Multivariate evidence for a convergent skills model of reading development. *Scientific Studies of Reading*. 2007; 11:3–32.
- Vorstius C, Radach R, Lonigan CJ. Eye movements in developing readers: A comparison of silent and oral sentence reading. *Visual Cognition*. 2014; 22:458–485. DOI: 10.1080/13506285.2014.881445
- Vorstius C, Radach R, Mayer MB, Lonigan CJ. Monitoring local comprehension monitoring in sentence reading. *School Psychology Review*. 2013; 42:191–206.
- Vosniadou S, Pearson RD, Rogers T. What causes children's failures to detect inconsistencies in text? Representation versus comparison difficulties. *Journal of Educational Psychology*. 1988; 80:27–39.
- Wagner RK, Torgesen JK, Rashotte CA. *Test of Word Reading Efficiency 2*. Austin, TX: Pro-ED; 2012
- Wagoner SA. Comprehension monitoring: What it is and what we know about it. *Reading Research Quarterly*. 1983; 18:328–346.
- Was C, Sansosti F, Morris B, editors. *Eye-tracking technology applications in educational research*. Hershey, PA: IGI, Global; 2017
- Wechsler D. *Wechsler Individual Achievement Test 3*. San Antonio, TX: Pearson; 2009
- Woodcock RW, McGrew KS, Mather N. *Woodcock-Johnson III Tests of Achievement*. Itasca, IL: Riverside; 2001
- Yuill NM, Oakhill JV. *Children's problems in text comprehension: An experimental investigation*. Cambridge: Cambridge University Press; 1991
- Zwaan RA, Radvansky GA. Situation models in language comprehension and memory. *Psychological Bulletin*. 1998; 123:162–185. [PubMed: 9522683]

Appendix A. Examples of Inconsistent and Consistent Stories

Inconsistent stories	There was a rabbit named Fluffy. Fluffy's food was always carrots. He often hopped around in a garden. Fluffy ate cabbage for his meals.	Shelly is a cheerful little girl. She likes to wear only blue clothes. In her closet there are many dolls and toys. Today Shelly picked a yellow shirt and pants.
Consistent stories	George is a very happy farmer. On his farm, George grows only pumpkins. His farm has a large green field. George loves growing pumpkins on his farm.	Seahorses live in oceans and seas. They are very slow swimmers. Usually they stay in shallow waters. Seahorses move slowly through the water.

Note. Bold italics indicate embedded target inconsistent word, shown for demonstration purposes here. Bold italics were not used during data collection.

Appendix B. Distribution of Rereading Time for Target Words Before (Left) and After (Right) Log Transformation



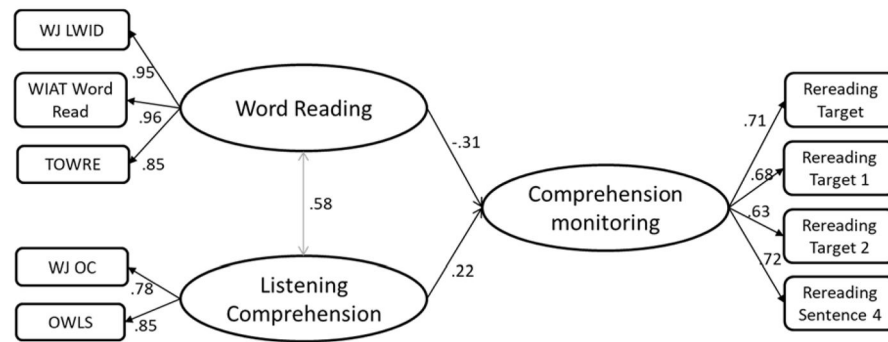


Figure 1.

Standardized path regression weights of the model in which comprehension monitoring is predicted by word reading and listening comprehension. Solid lines represent statistically significant relations. Gray lines represent covariances. WJ = Woodcock-Johnson III; LWID = Letter Word Identification; WIAT = Wechsler Individual Achievement Test-III; TOWRE = Test of Word Reading Efficiency-II; OC = Oral Comprehension; OWLS = Oral and Written Language Scales-II; Target = target inconsistent words.

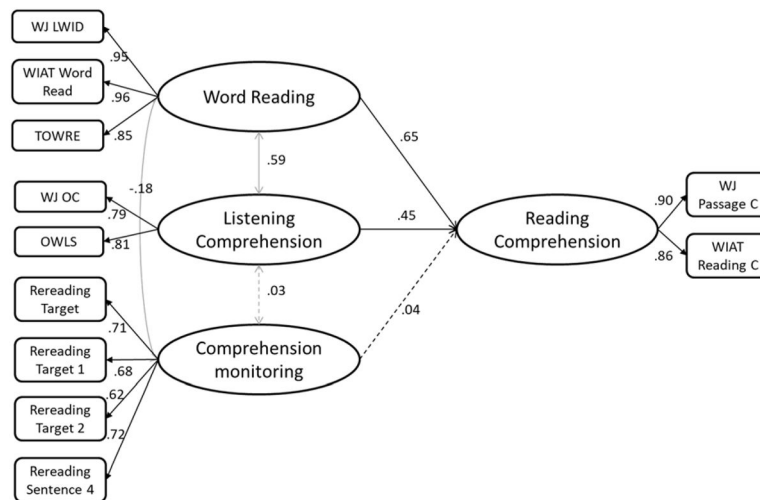


Figure 2.

Standardized path regression weights of the model in which reading comprehension is predicted by word reading, listening comprehension, and comprehension monitoring. Solid lines represent statistically significant relations. Dashed lines represent statistically non-significant relations. Gray lines represent covariances. WJ = Woodcock-Johnson III; LWID = Letter Word Identification; WIAT = Wechsler Individual Achievement Test-III; TOWRE = Test of Word Reading Efficiency-II; OC = Oral Comprehension; OWLS = Oral and Written Language Scales-II; Target = target inconsistent words.

Table 1

Descriptive Word Properties: Mean Word Length (Letters) and Word Frequency (SubtLEXus lg10WF) for Consistent and Inconsistent Sentences

Region	Condition	Word Length		Word Frequency	
		<i>M</i>	<i>SD</i>	<i>M</i>	<i>SD</i>
Word N	Consistent	6.0	0.9	2.6	0.8
	Inconsistent	5.2	1.4	3.1	0.9
Word N+1	Consistent	4.5	2.4	4.9	0.8
	Inconsistent	3.4	1.7	4.9	1.1
Word N+2	Consistent	4.1	1.2	4.7	0.9
	Inconsistent	3.0	0.9	5.6	0.9

Table 2
Descriptive Statistics for Listening Comprehension, Word Reading, and Reading Comprehension

Variable	M	SD	Minimum	Maximum	Skewness	Kurtosis
<i>Listening Comprehension</i>						
WJ Oral Comprehension	16.31	3.57	6.00	26.00	-0.03	-0.12
WJ Oral Comprehension SS	106.00	12.71	71.00	140.00	-0.16	-0.21
OWLS Listening Comprehension	83.75	11.68	46.00	111.00	-0.35	0.38
OWLS Listening Comprehension SS	106.60	13.12	65.00	135.00	-0.47	0.35
<i>Word Reading</i>						
WJ Letter Word Identification	41.94	6.62	24.00	62.00	0.20	0.44
WJ Letter Word Identification SS	108.58	12.08	73.00	135.00	-0.61	0.29
WIAT Word Reading	28.10	10.51	2.00	56.00	-0.04	-0.04
WIAT Word Reading SS	103.36	15.26	63.00	143.00	-0.37	-0.23
TOWRE Sight Word	51.82	13.52	4.00	80.00	-0.55	-0.20
TOWRE Sight Word SS	103.96	16.57	55.00	137.00	-0.59	-0.26
<i>Reading Comprehension</i>						
WJ Passage Comprehension	22.76	4.79	12.00	35.00	-0.03	-0.62
WJ Passage Comprehension SS	100.18	11.94	60.00	126.00	-0.53	0.22
WIAT Reading Comprehension	25.58	8.63	0.00	40.00	-0.57	-0.39
WIAT Reading Comprehension SS	100.36	14.18	46.00	149.00	-0.07	0.91

Note. WJ = Woodcock-Johnson III; SS = standard score; OWLS = Oral and Written Language Scales-II; WIAT = Wechsler Individual Achievement Test-III; TOWRE = Test of Word Reading Efficiency-II.

Table 3

Eye Movement Measures: Mean First-Pass Times and Rereading Times (ms) for Key Regions in Consistent and Inconsistent Target Sentences

Region	Condition	M	SD	Minimum	Maximum	Skewness	Kurtosis
<i>First-pass times (gaze duration)</i>							
Word N	Consistent	508	218	181	1522	1.51	3.12
	Inconsistent	607	290	223	2233	1.73	4.78
	Inconsistent log	6.31	.43	5.41	7.71	.33	-.14
Word N+1	Consistent	471	184	163	1327	1.24	2.05
	Inconsistent	486	211	197	1908	1.92	7.43
	Inconsistent log	6.11	.39	5.28	7.55	.32	.07
Word N+2	Consistent	499	175	166	1281	1.11	1.63
	Inconsistent	429	163	144	1309	1.35	3.09
	Inconsistent log	5.99	.36	4.97	7.18	.20	-.05
<i>Rereading times</i>							
Word N	Consistent	315	292	0	1780	2.10	5.37
	Inconsistent	566	479	0	3738	2.46	10.87
	Inconsistent log	5.93	1.18	0	8.23	-2.56	10.63
Word N+1	Consistent	259	242	0	2014	2.41	10.62
	Inconsistent	351	328	0	3065	3.20	19.24
	Inconsistent log	5.36	1.34	0	8.03	-2.15	6.35
Word N+2	Consistent	269	254	0	1532	2.33	7.53
	Inconsistent	324	248	0	1612	1.70	4.82
	Inconsistent log	5.29	1.47	0	7.39	-2.53	6.75
Sentence 4	Consistent	1516	774	377	7174	2.99	15.56
	Inconsistent	1811	854	341	6399	1.60	4.46
	Inconsistent log	7.40	.46	5.83	8.76	-.31	.92
Sentences 1–3	Consistent	1591	3000	0	31612	4.92	37.02
	Inconsistent	1741	3051	0	29728	4.61	31.66
	Inconsistent log	5.60	2.92	0	10.30	-1.02	-.20

Note. log = log transformation. Total reading times for sentences include only fixation durations that occurred after the target word was fixated on and do not include viewing times on words N, N+1, and N+2.

Table 4

Bivariate Correlations Between Rereading Times (Transformed Values), Listening Comprehension, Word Reading, and Reading Comprehension

	1	2	3	4	5	6	7	8	9	10
1. Reread duration word N	1									
2. Reread duration word N+1	.50***	1								
3. Reread duration word N+2	.44***	.41***	1							
4. Reread of sentence 4 after reading target region	.48***	.44***	.45***	1						
5. WJ Oral Comprehension	0.05	0.07	-0.02	-.15**	1					
6. OWLS Listening Comprehension	0.11	0.10	0.07	-0.06	.64***	1				
7. WJ Letter Word Identification	0.03	-0.07	-0.04	-.30***	.44***	.48***	1			
8. WIAT Word Reading	0.00	-0.07	-0.04	-.30***	.41***	.44***	.91***	1		
9. TOWRE Sight Word Efficiency	-0.10	-.19**	-.12*	-.44***	.35***	.38***	.80***	.81***	1	
10. WJ Passage Comprehension	0.04	0.00	-0.01	-.20***	.59***	.63***	.70***	.72***	.66***	1
11. WIAT Reading Comprehension	0.06	-0.01	0.01	-.23***	.56***	.56***	.80***	.79***	.72***	.77***

Note. WJ = Woodcock-Johnson III; OWLS = Oral and Written Language Scales-II; WIAT = Wechsler Individual Achievement Test-III; TOWRE = Test of Word Reading Efficiency-II.

*
p < .05.

**
p < .01.

p < .001.